



ability profiler™



Form 1



*a tool for career
exploration*



U.S. Department of Labor
Employment and Training Administration

GENERAL INSTRUCTIONS

This booklet contains several separate parts. **Each part has its own instructions, separate section on the answer sheet, and time limit.** Read and listen carefully to all of the instructions to make sure that you're working on the correct part and filling out the correct section of your answer sheet. The instructions will also help you decide how fast you should work and when it is best to guess.

Before you begin each part, you'll have a chance to work a few practice questions. Please ask questions if you do not understand the instructions or are having trouble with the practice questions.

When it is time to do the actual timed questions, you'll be told when to start and when to stop. Be sure to begin immediately when you're told to begin and stop immediately when you're told to stop.

Mark only one answer for each question. If you want to change an answer, erase the first answer completely and fill in your new choice. You won't be allowed to clean up your answer sheet after you've been told to stop.

When you finish a page, the instructions at the bottom will tell you whether to go to the next page or stop and wait for further instructions.

If you finish before time is called, you may turn back to previous pages of the same part and check the work you've just completed. But do not turn back to a previous part at any time.

Do not turn to the next page until told to do so.

This page left blank intentionally.

GENERAL INSTRUCTIONS

Parts 1, 2, and 3

On the next three parts work **CAREFULLY**. You should have enough time to answer each question. It is to your advantage to **ANSWER EVERY QUESTION**. Even if you're not sure of an answer, make your **BEST GUESS**, fill in your answer, then go to the next question. Your score for each part will be the number of questions you answer correctly. There is no penalty for answering incorrectly.

Part 1 - ARITHMETIC REASONING
Instructions

On this page are some arithmetic questions.

Read Practice Question 1:

1. It takes $1/2$ hour to fill 1 tank. How many tanks can be filled in 6 hours?
 - A. 3
 - B. 9
 - C. 12
 - D. 15
 - E. none of these

In Practice Question 1, the correct answer is 12. In the answer column, the letter next to 12 is C. On your answer sheet find the shaded box labeled **PART 1 PRACTICE**. Notice that for Practice Question 1, the oval under letter C has been filled in.

Now read Practice Question 2:

2. Harry spends $1/3$ of his monthly income on rent. He earns \$1,560 per month. How much does he pay for rent?
 - A. \$460
 - B. \$490
 - C. \$530
 - D. \$560
 - E. none of these

In Practice Question 2, the correct answer is \$520. However, \$520 does not appear in the answer column. Therefore, E or "none of these" is the correct answer. For Practice Question 2, the oval under letter E has been filled in because none of the other answers given was correct.

Now do Practice Questions 3 and 4 on the next page in the same way. Follow the directions and then in the practice box fill in the ovals under the letters of your answers.

Do not write in this booklet. Do your work on the scratch paper provided.

When you finish these practice questions, stop and wait for further instructions.

Practice Questions

3. Candy bars cost \$0.65 each. How much will 6 candy bars cost?
 - A. \$2.50
 - B. \$2.80
 - C. \$3.60
 - D. \$3.90
 - E. none of these

4. Jim has used $2\frac{1}{2}$ feet of fencing from a piece that was $9\frac{1}{2}$ feet long. How many feet are left?
 - A. 6
 - B. $6\frac{1}{2}$
 - C. 7
 - D. $7\frac{1}{2}$
 - E. none of these

On the next pages are more questions like the ones you've just answered. For each question, fill in the oval under the letter of your answer.

Work **CAREFULLY**. You should have enough time to answer each question. It is to your advantage to **ANSWER EVERY QUESTION**. Even if you're not sure of an answer, make your **BEST GUESS**, then mark your choice on the answer sheet. You'll receive one point for each correct answer. Points will not be subtracted for questions you answer incorrectly.

Do not write in this booklet. Do your work on the scratch paper provided.

When answering the questions in this part, be sure to work down the page and not across.

If you finish before time is called, go back and check your work in **THIS PART** only. If you want to change an answer, erase the first answer completely, then fill in your new choice.

You will have 20 minutes to complete this part.

Do not turn this page until told to do so.

Do all of your work on the scratch paper provided. Do not write in this book.

- | | |
|---|---|
| <p>1. Charles works regularly 45 hours a week. Last week he worked 17 hours overtime. How many hours did he work?</p> <p>A. 28 hours B. 38 hours C. 52 hours D. 61 hours E. none of these</p> | <p>4. A hair stylist can do 16 haircuts in 1 day. How many haircuts can he do in 13 days?</p> <p>A. 29 B. 64 C. 91 D. 208 E. none of these</p> |
| <p>2. It usually takes 45 minutes to get to work. This morning it took 1 hour and 5 minutes. How much longer did it take this morning?</p> <p>A. 5 minutes B. 10 minutes C. 20 minutes D. 30 minutes E. none of these</p> | <p>5. A boy earned \$12.50 doing errands. He owes his mother \$5.75. How much will he have left after he pays his mother?</p> <p>A. \$6.85 B. \$7.75 C. \$7.85 D. \$8.75 E. none of these</p> |
| <p>3. Howi usually runs 75 miles each month. Last month he ran an extra 16 miles. How many miles did he run last month?</p> <p>A. 59 B. 81 C. 134 D. 166 E. none of these</p> | <p>6. A group of 12 friends bought a boat costing \$5,424. Each of the friends paid an equal share of the cost. How much did each person pay?</p> <p>A. \$442 B. \$462 C. \$542 D. \$562 E. none of these</p> |

GO TO THE NEXT PAGE 

Do all of your work on the scratch paper provided. Do not write in this book.

7. A doctor sees each of her patients for 15 minutes. How many patients can she see in $4\frac{1}{2}$ hours?

- A. 18
- B. 19
- C. 20
- D. 30
- E. none of these

8. A motorcycle was bought for \$4,375.00. Later it was sold for \$452.25 less than the buying price. What was the selling price?

- A. \$3,822.75
- B. \$3,823.75
- C. \$3,922.75
- D. \$3,923.75
- E. none of these

9. A baker can decorate 5 cakes in 3 hours. How many cakes can he decorate in 4 days if he works 9 hours each day?

- A. 20
- B. 60
- C. 180
- D. 540
- E. none of these

10. A table measures 3.5 feet long and 2.745 feet wide. How many feet longer is it than wide?

- A. 0.745
- B. 0.755
- C. 1.275
- D. 6.245
- E. none of these

11. An ice cream store sold 1,545 ice cream cones in June. Of these, 60% were vanilla. How many vanilla ice cream cones were sold?

- A. 600
- B. 618
- C. 927
- D. 945
- E. none of these

12. A carpenter is building a gate that will be $3\frac{1}{4}$ feet wide. The gate will be made of boards 3 inches wide. How many pieces of board will it take to fit across the front of the gate?

- A. $9\frac{3}{4}$
- B. 11
- C. 12
- D. 13
- E. none of these

GO TO THE NEXT PAGE 

Do all of your work on the scratch paper provided. Do not write in this book.

13. A classroom will seat 80 people. If 56 seats are filled, what percentage of the seats are filled?
- A. 24
 - B. 30
 - C. 36
 - D. 70
 - E. none of these
14. Michi put \$7.50 worth of gas in her car. Two co-workers who were riding to work with her offered to share the cost of the gas. One paid $\frac{1}{2}$ of the total amount and the other paid $\frac{1}{3}$ of the total amount. How much of the total amount was left for Michi to pay?
- A. \$1.25
 - B. \$2.25
 - C. \$5.25
 - D. \$6.25
 - E. none of these
15. A bookshelf is $4\frac{3}{4}$ feet wide. How many 3-inch-wide books will fit on the shelf?
- A. $14\frac{1}{4}$
 - B. 17
 - C. 18
 - D. 19
 - E. none of these
16. It takes a woman 12 minutes to drive one way to work. She goes home for lunch 3 days each week. How much time does she spend driving to and from work each 5-day work week?
- A. 2 hours, 36 minutes
 - B. 3 hours
 - C. 3 hours, 12 minutes
 - D. 3 hours, 20 minutes
 - E. none of these

GO TO THE NEXT PAGE 

Do all of your work on the scratch paper provided. Do not write in this book.

17. A business buys invoice forms at a cost of \$4.45 a box for the first 20 boxes, \$4.00 a box for the next 25 boxes, and \$3.75 a box for any additional boxes. How many boxes of invoice forms can be bought for \$234.00?

- A. 47
- B. 57
- C. 67
- D. 81
- E. none of these

18. A student returned 4 overdue books to the library. The fine for each overdue book is \$0.35 for the first day, \$0.40 for each of the next 3 days, and \$0.45 for each day after that. The total fine was \$13.40. How many days overdue were the books?

- A. 6
- B. 8
- C. 18
- D. 20
- E. none of these



DO NOT TURN THE PAGE UNTIL TOLD TO DO SO.



Part 2 - VOCABULARY
Instructions

On this page are some questions in which you are asked to pick the two words that are either *most nearly the same* in meaning or *most nearly the opposite* in meaning.

Read Practice Question 1:

1. A. big
 B. large
 C. dry
 D. slow

BIG and **LARGE** have the *same* meaning. The letter for **BIG** is **A** and the letter for **LARGE** is **B**.

On your answer sheet find the shaded box labeled **PART 2 PRACTICE**.

Notice that for Practice Question 1, the oval under letters **A-B** has been filled in.

Now read Practice Question 2:

2. A. witty
 B. sad
 C. tired
 D. happy

SAD and **HAPPY** have *opposite* meanings. The letter for **SAD** is **B** and the letter for **HAPPY** is **D**. Therefore, on your answer sheet for Practice Question 2, the oval under letters **B-D** has been filled in.

Now do the next three practice questions on the next page in the same way. For each question, choose the two words that are either *most nearly the same* in meaning or *most nearly the opposite* in meaning.

Consider all of the choices before selecting an answer to be sure you haven't overlooked a choice that is better. Then, in the practice box, fill in the oval under the *letter combination* of your answer.

When you finish these practice questions, stop and wait for further instructions.

Practice Questions

3. A. smart
 B. false
 C. true
 D. good

4. A. help
 B. strike
 C. begin
 D. end

5. A. frighten
 B. accept
 C. bother
 D. scare

On the next pages are more questions like the ones you've just answered. For each question, fill in the oval under the *letter combination* of your answer.

Work **CAREFULLY**. You should have enough time to answer each question. It is to your advantage to **ANSWER EVERY QUESTION**. Even if you're not sure of an answer, make your **BEST GUESS**, then mark your choice on the answer sheet. You'll receive one point for each correct answer. Points will not be subtracted for questions you answer incorrectly.

Do not write in this booklet.

When answering the questions in this part, be sure to work down the page and not across.

If you finish before time is called, go back and check your work in **THIS PART** only. If you want to change an answer, erase the first answer completely, then fill in your new choice.

You will have 8 minutes to complete this part.

Do not turn this page until told to do so.

1. A. push
B. dine
C. nap
D. eat

6. A. decompose
B. adjust
C. decay
D. replenish

2. A. easy
B. fast
C. difficult
D. free

7. A. digestive
B. conclusive
C. decisive
D. heroic

3. A. prompt
B. plush
C. happy
D. tardy

8. A. thirst
B. turmoil
C. petroleum
D. chaos

4. A. junction
B. induction
C. intersection
D. attention

9. A. scrub
B. scorch
C. scald
D. sprung

5. A. ripe
B. humble
C. arrogant
D. autumnal

10. A. wallow
B. darken
C. produce
D. illuminate

GO TO THE NEXT PAGE 

11. A. reasonable
B. irrational
C. shifty
D. humorous

16. A. commodious
B. unwavering
C. cowardly
D. oscillatory

12. A. animosity
B. restitution
C. resentment
D. intuition

17. A. regret
B. respect
C. deference
D. poverty

13. A. recognition
B. descendant
C. opponent
D. antagonist

18. A. sequestrate
B. segregate
C. delegate
D. dehydrate

14. A. prudent
B. mirthful
C. helpless
D. sullen

19. A. impenitent
B. compendious
C. capable
D. sorry

15. A. oviparous
B. eulogistic
C. carnivorous
D. laudatory



DO NOT TURN THE PAGE UNTIL TOLD TO DO SO.

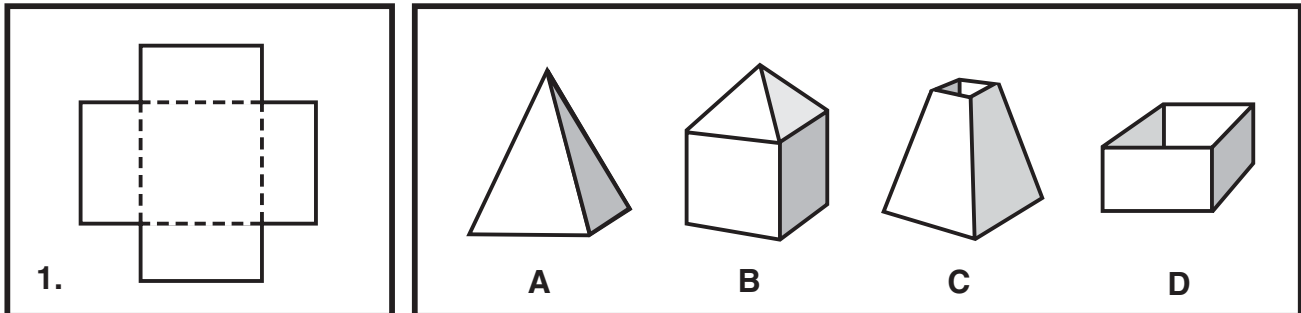


Part 3 - THREE-DIMENSIONAL SPACE

Instructions

On this page are some problems in which **flat** shapes have been folded *or* rolled *or* both to make **three-dimensional** objects.

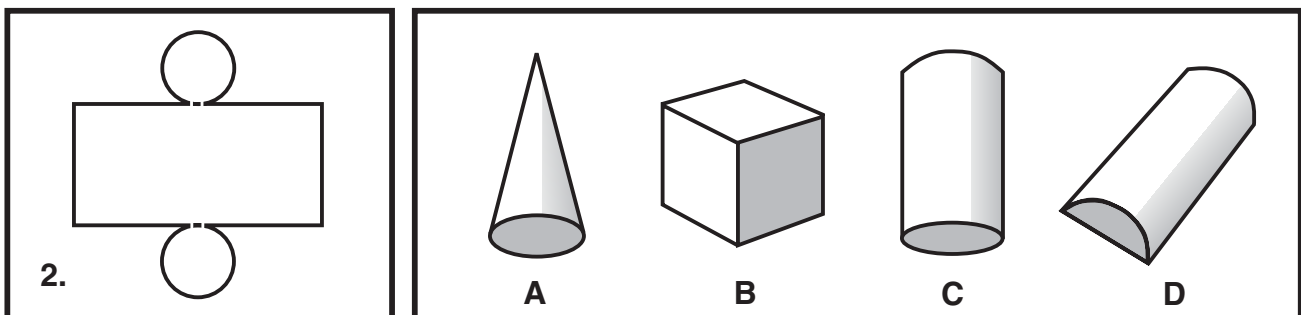
Look at Practice Problem 1:



At the left is a drawing of a flat shape. The dotted lines show where the shape must be folded. At the right are four different drawings of three-dimensional objects. Notice that only *Object D* can be made by folding the flat shape shown in *Figure 1*.

On your answer sheet find the shaded box labeled **PART 3 PRACTICE**. Notice that for Practice Problem 1, the oval under letter **D** has been filled in.

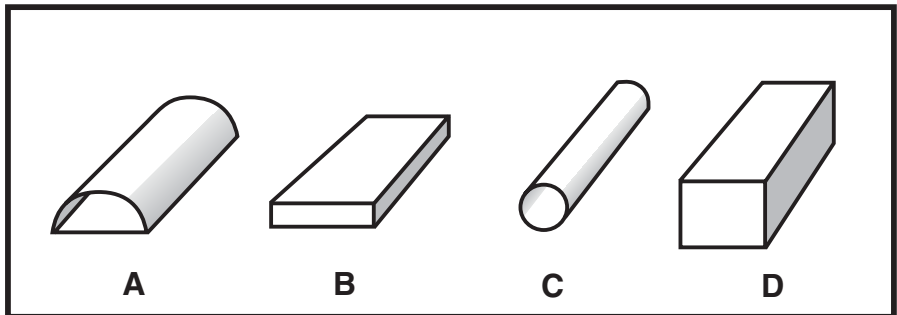
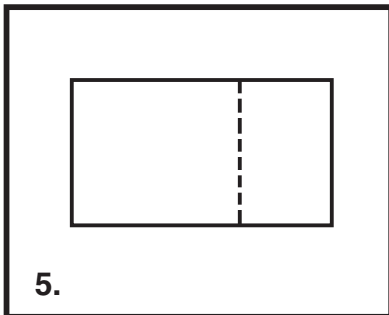
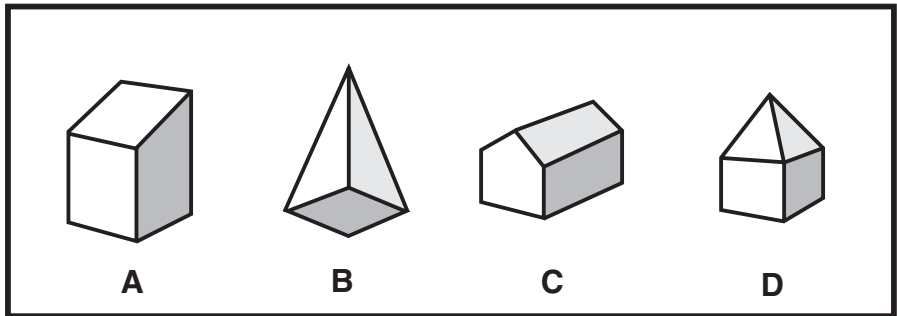
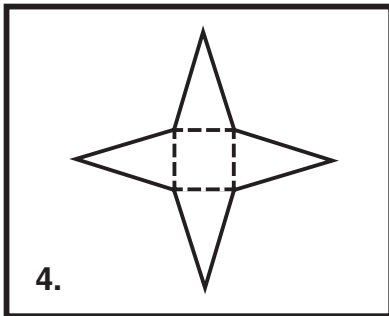
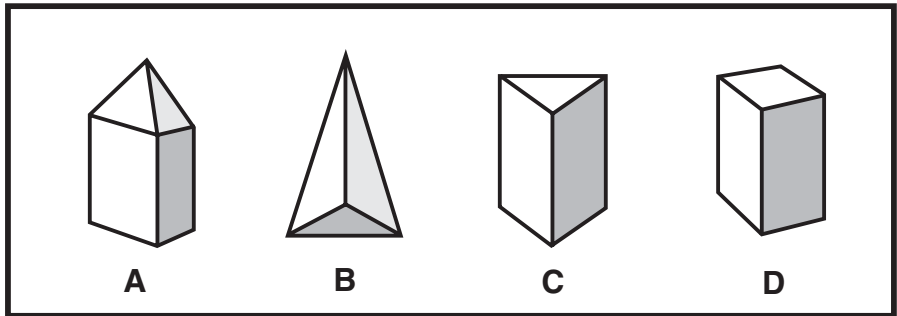
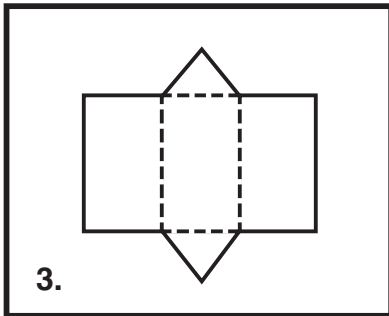
Now look at Practice Problem 2:



At the left is another drawing of a flat shape. There are no indications on the flat shape to show where it's to be rolled. There are dotted lines where the circles meet the rectangle to show where it's to be folded. Notice that of the four different drawings on the right, only *Object C* can be made by both rolling and folding the flat shape. Therefore, on your answer sheet for Practice Problem 2, the oval under letter **C** has been filled in.

Now do the next three practice problems on the next page in the same way. In the practice box, fill in the ovals under the letters of your answers. When you finish these practice problems, stop and wait for further instructions.

Practice Problems



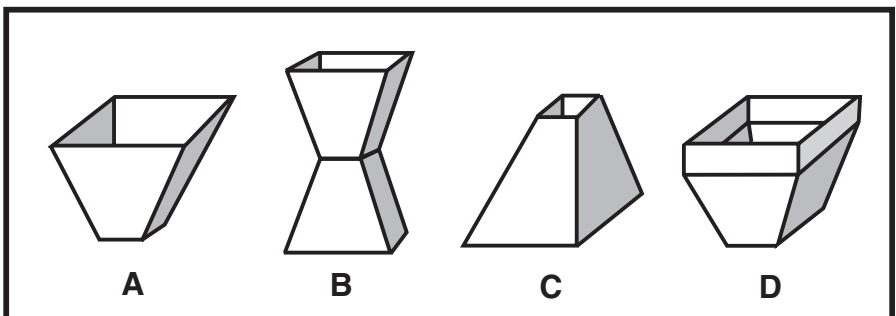
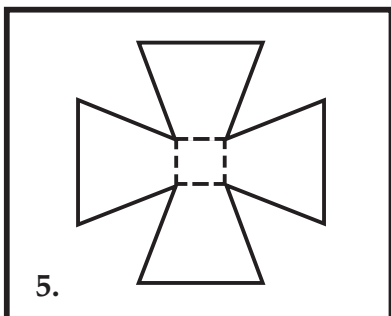
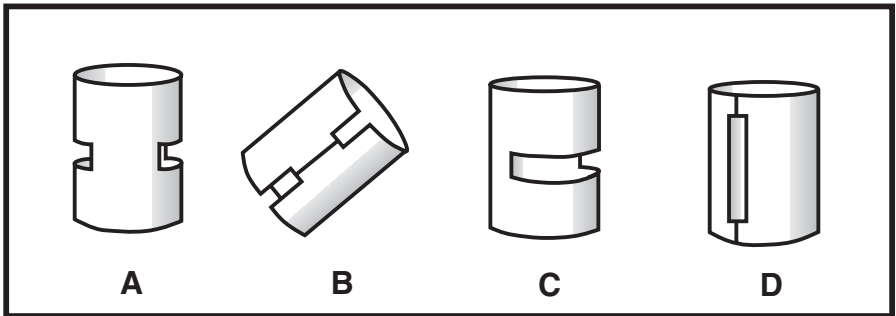
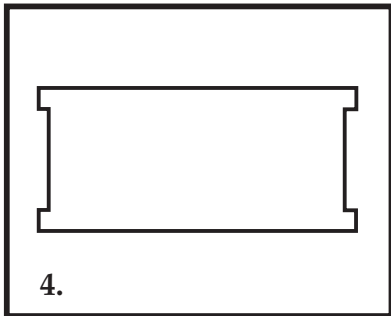
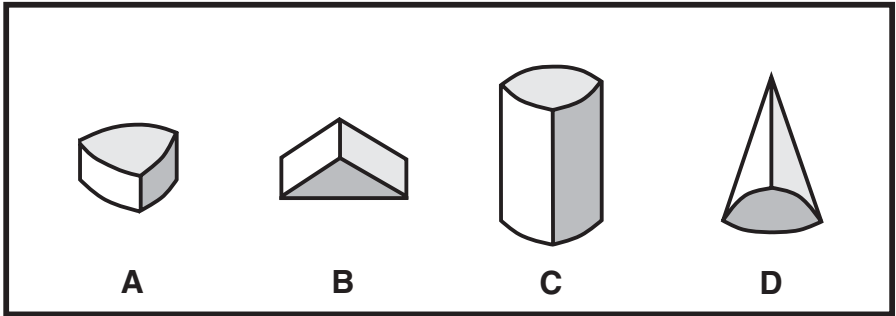
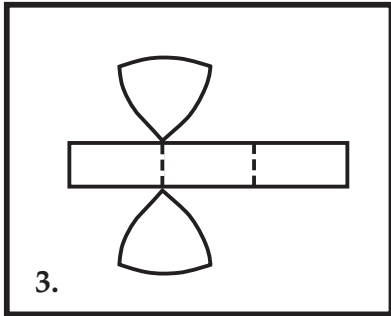
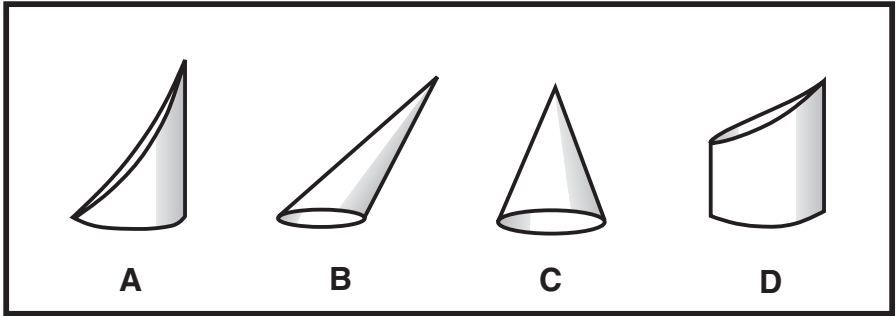
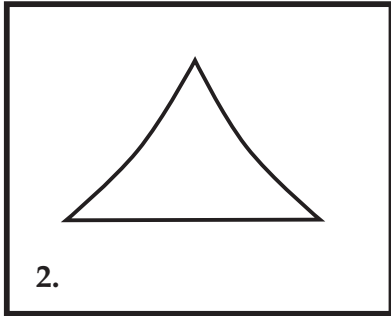
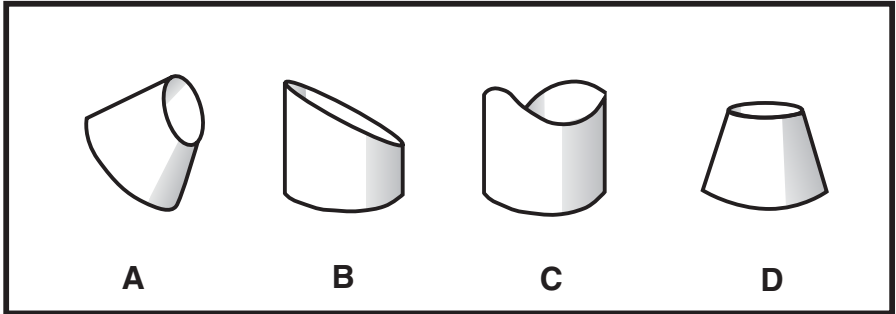
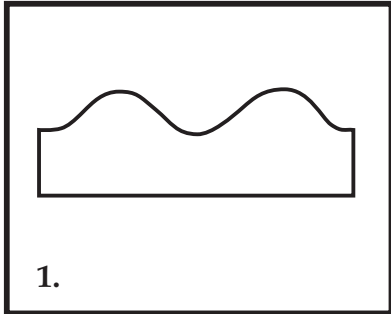
On the next pages are more problems like the ones you've just answered. Only *one* object can be made from the flat shape by folding *or* rolling *or* both. For each problem, fill in the oval under the letter of your answer.

Work **CAREFULLY**. You should have enough time to answer each problem. It is to your advantage to **ANSWER EVERY PROBLEM**. Even if you're not sure of an answer, make your **BEST GUESS**, then mark your choice on the answer sheet. You'll receive one point for each correct answer. Points will not be subtracted for problems you answer incorrectly.

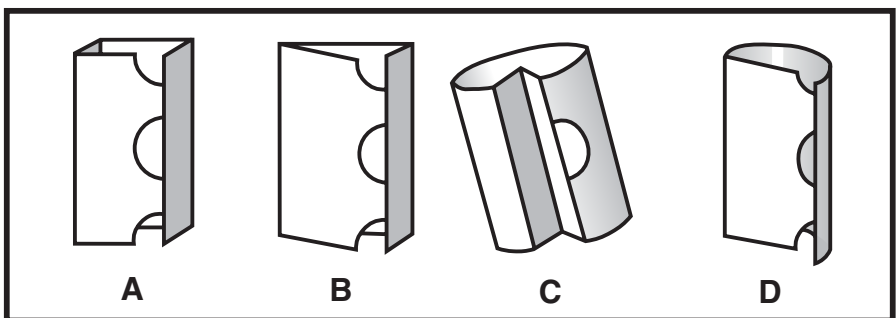
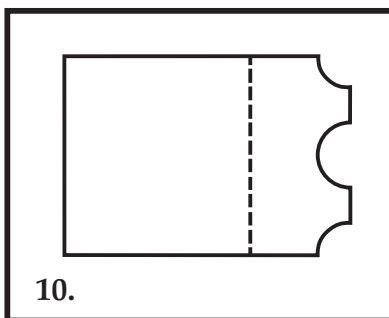
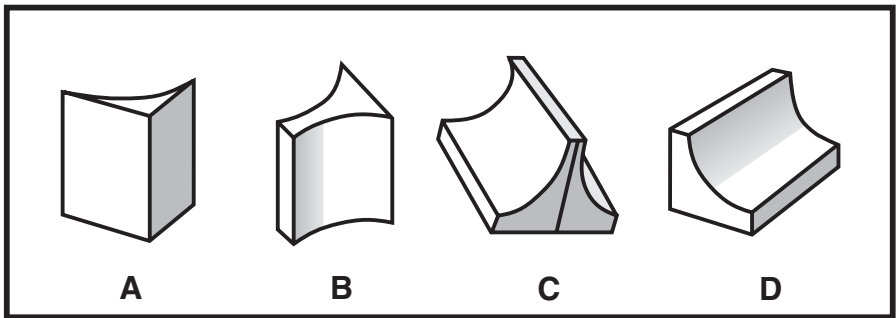
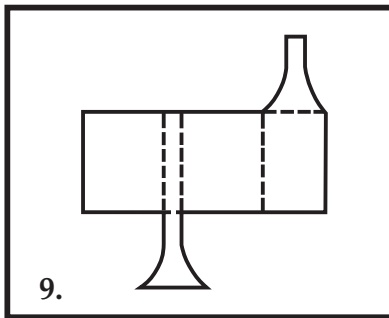
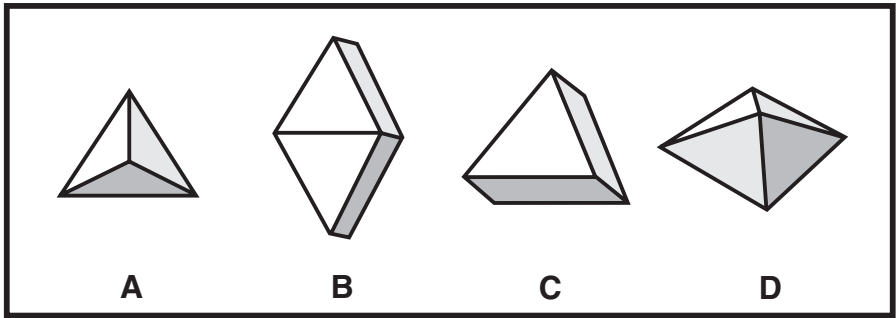
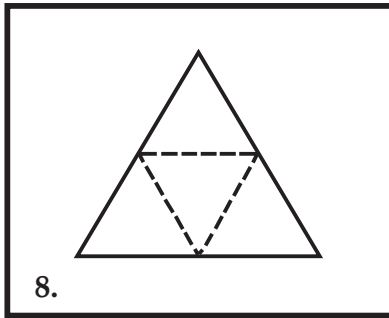
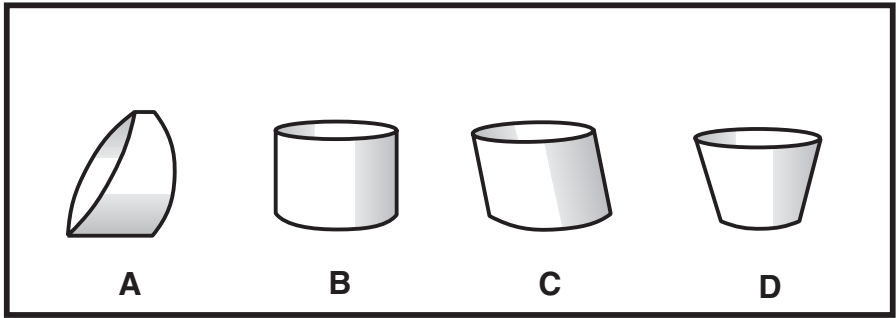
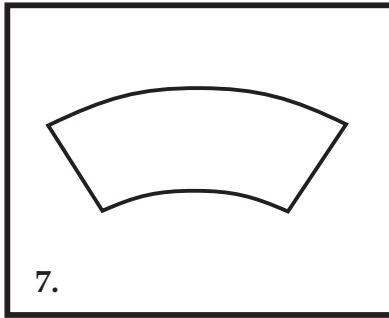
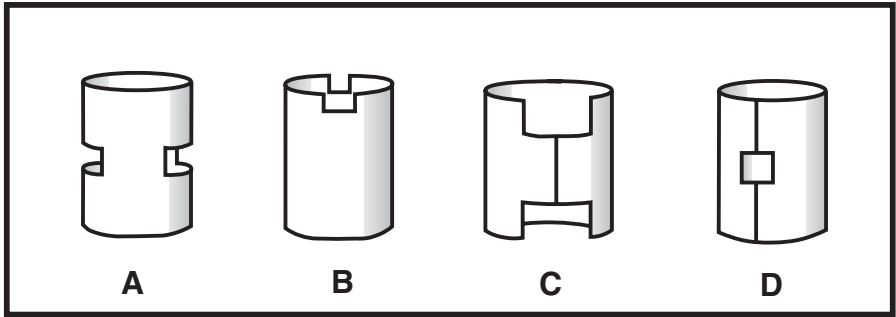
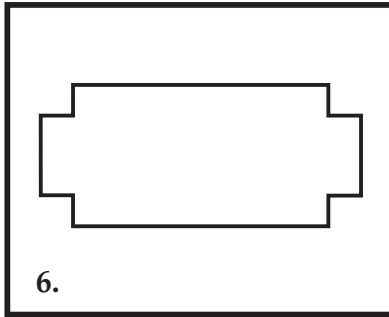
Do not write in this booklet. If you finish before time is called, go back and check your work in **THIS PART** only. If you want to change an answer, erase the first answer completely, then fill in your new choice.

You will have 8 minutes to complete this part.

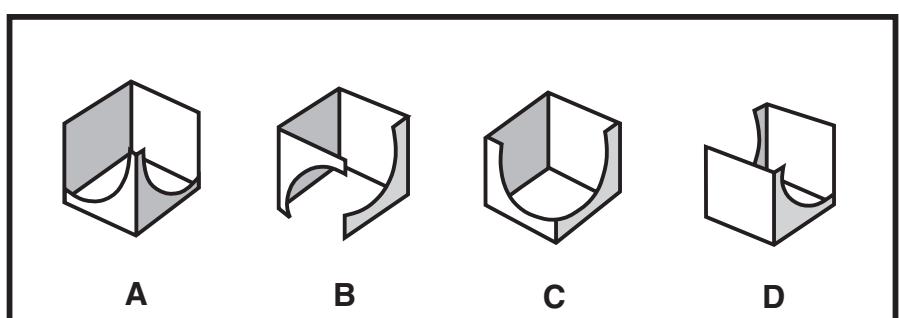
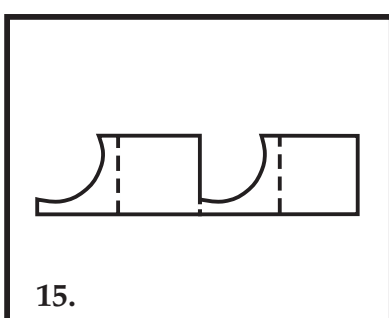
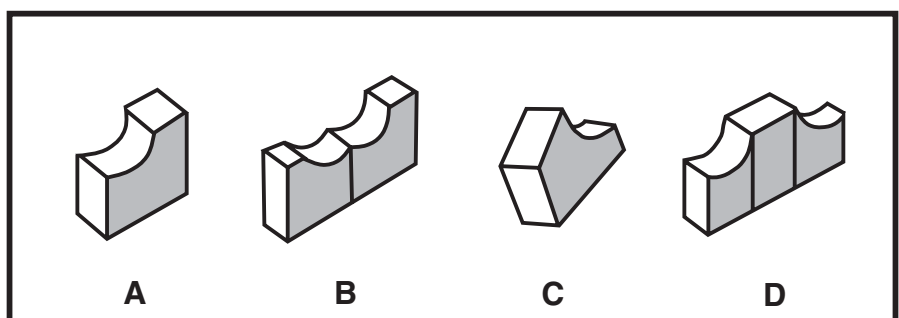
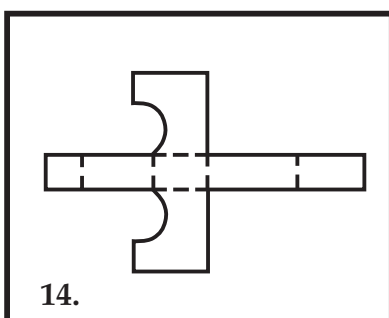
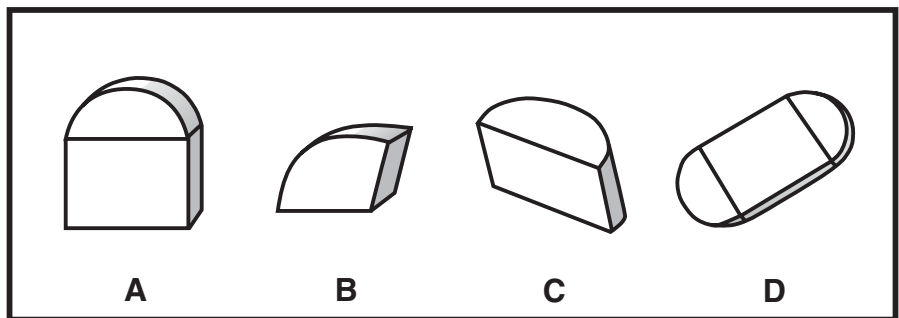
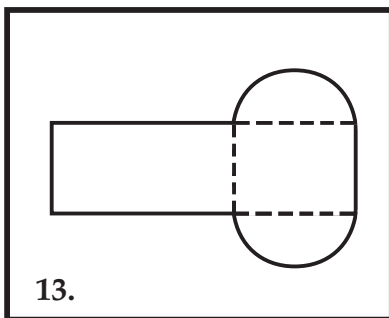
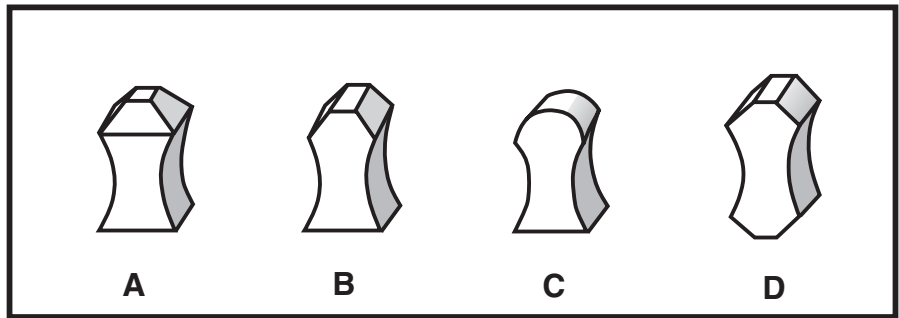
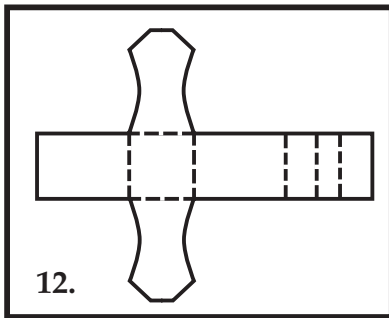
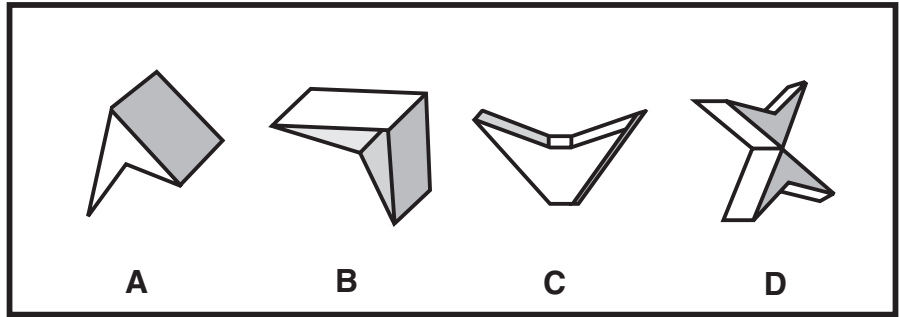
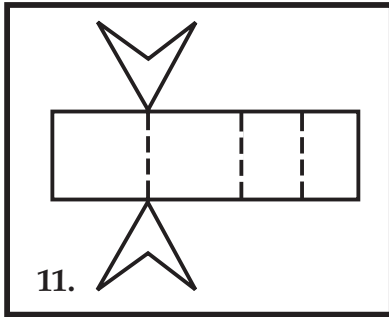
Do not turn this page until told to do so.



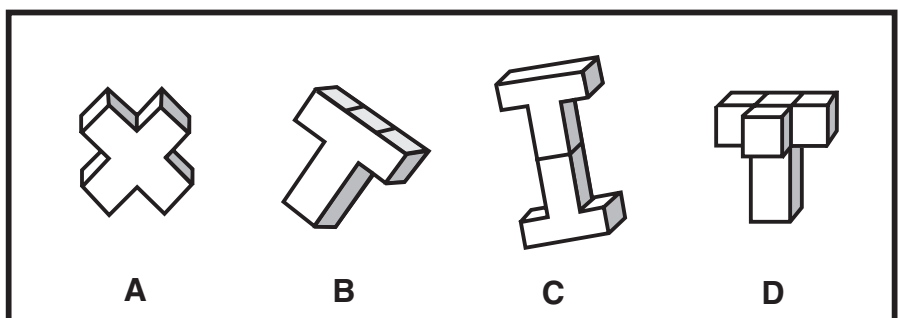
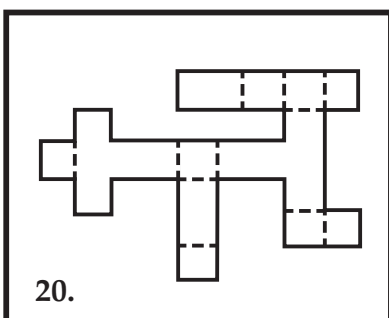
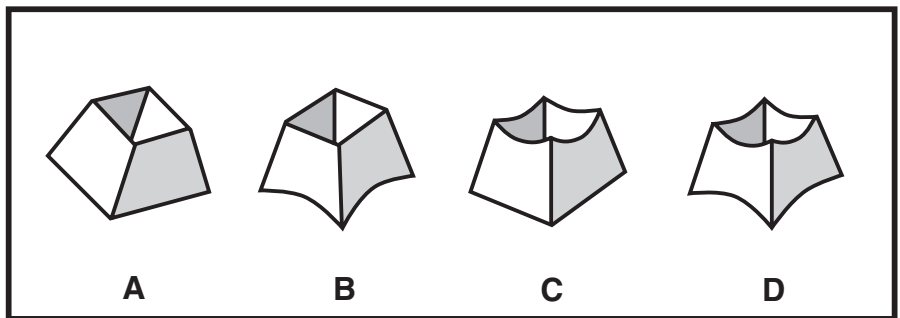
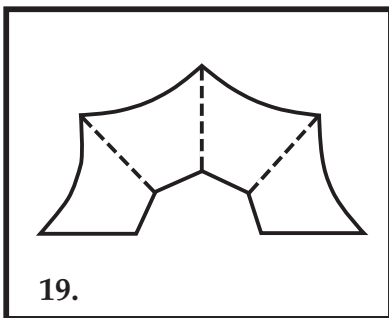
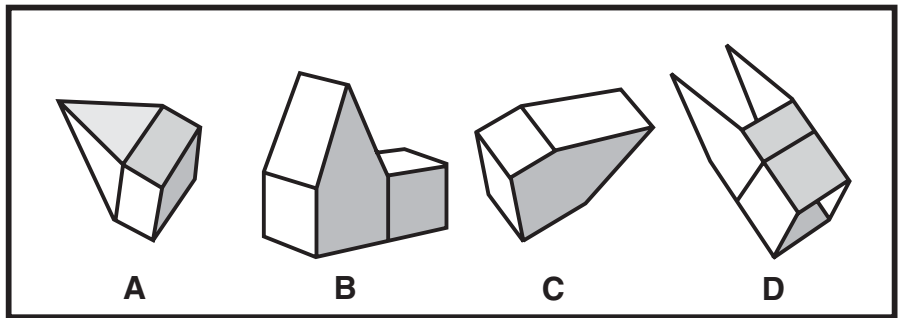
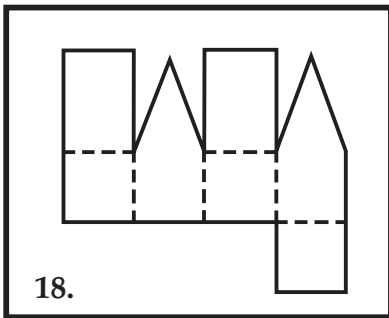
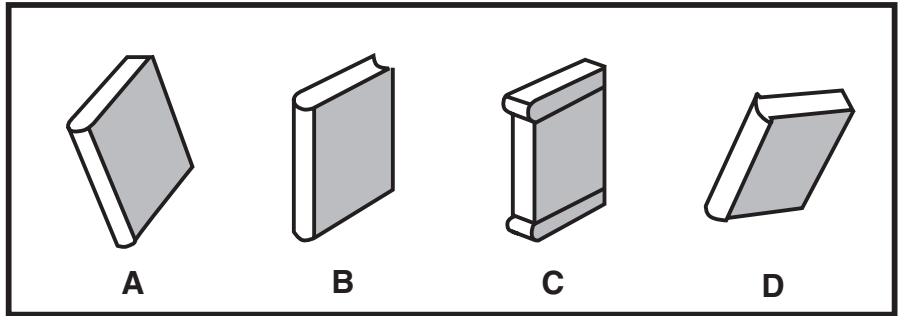
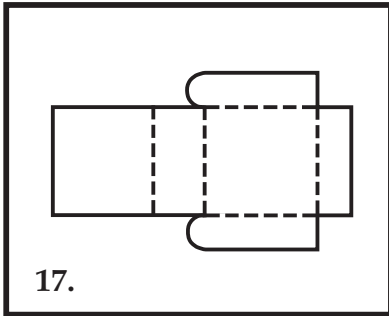
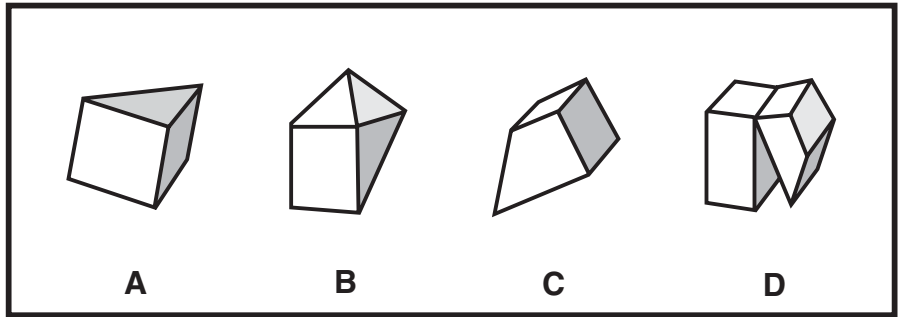
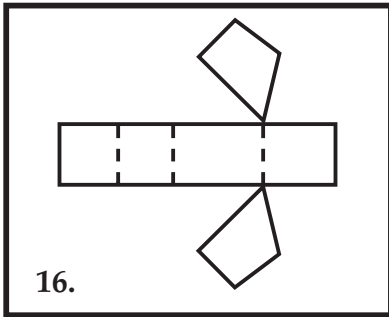
GO TO THE NEXT PAGE



GO TO THE NEXT PAGE 



GO TO THE NEXT PAGE



DO NOT TURN THE PAGE UNTIL TOLD TO DO SO.



This page left blank intentionally.

GENERAL INSTRUCTIONS

Parts 4, 5, and 6

The next three parts are different from the parts you've already taken. On these parts, **SPEED** is **VERY IMPORTANT**. You won't have time to answer every question. You must work as **FAST** as you can but don't be careless.

If you have even the slightest idea of the answer, it is to your advantage to make your **BEST GUESS**. If you can eliminate one or more wrong choices to the question, then make your **BEST GUESS** from the remaining choices. However, if you have no idea of the correct answer, don't spend time guessing; go to the next question.

You'll receive one point for each correct answer. You'll be penalized for wrong answers. Points will not be subtracted for questions you don't answer.

Part 4 - COMPUTATION
Instructions

On this page are some computation questions. Read Practice Question 1:

- | | |
|-------------|------------------|
| 1. SUBTRACT | A. 4 |
| | B. 5 |
| 8 | C. 6 |
| <u>- 2</u> | D. 7 |
| | E. none of these |

In Practice Question 1, the correct answer is 6. In the answer column, the letter next to 6 is C. On your answer sheet find the shaded box labeled **PART 4 PRACTICE**. Notice that for Practice Question 1, the oval under letter C has been filled in.

Now, read Practice Question 2:

- | | |
|------------|------------------|
| 2. ADD | A. 6 |
| | B. 7 |
| 8 | C. 10 |
| <u>+ 1</u> | D. 11 |
| | E. none of these |

In Practice Question 2, the correct answer is 9. However, 9 does not appear in the answer column. Therefore, E or "none of these" is the correct answer. For Practice Question 2, the oval under letter E has been filled in because none of the other answers given was correct.

Now do Practice Questions 3 and 4 on the next page in the same way. Follow the directions and then in the practice box fill in the ovals under the letters of your answers.

Do not write in this booklet. Do your work on the scratch paper provided.

When you finish these practice questions, stop and wait for further instructions.

Practice Questions

3. MULTIPLY

$$\begin{array}{r} 3 \\ \times 4 \\ \hline \end{array}$$

- A. 8
- B. 9
- C. 12
- D. 14
- E. none of these

4. DIVIDE

$$2 \overline{)6}$$

- A. 3
- B. 4
- C. 5
- D. 6
- E. none of these

On the next pages are more questions like the ones you've just answered. For each question, fill in the oval under the letter of your answer.

Remember, on this part **SPEED** is very important. Work as **FAST** as you can, but don't be careless. If you have even the slightest idea of the answer, it is to your advantage to make your **BEST GUESS**. If you can eliminate one or more wrong choices to a problem, make your **BEST GUESS** from the remaining choices. However, if you have no idea of the correct answer, don't spend time guessing; go to the next problem.

You'll receive one point for each correct answer. You'll lose one quarter (1/4) of a point for each wrong answer. Points will not be subtracted for problems you don't answer.

Do not write in this booklet. Do your work on the scratch paper provided.

When answering the questions in this part, be sure to work down the page and not across.

If you finish before time is called, go back and check your work in **THIS PART** only. If you want to change an answer, erase the first answer completely, then fill in your new choice.

You will have 6 minutes to complete this part.

Do not turn this page until told to do so.

Do all of your work on the scratch paper provided. Do not write in this book.

1. ADD
- $$\begin{array}{r} 4 \\ + 3 \\ \hline \end{array}$$
- A. 1
B. 6
C. 7
D. 12
E. none of these

2. SUBTRACT
- $$\begin{array}{r} 19 \\ - 5 \\ \hline \end{array}$$
- A. 14
B. 24
C. 34
D. 95
E. none of these

3. MULTIPLY
- $$\begin{array}{r} 13 \\ \times 3 \\ \hline \end{array}$$
- A. 16
B. 36
C. 37
D. 39
E. none of these

4. DIVIDE
- $$9 \overline{)63}$$
- A. 5
B. 6
C. 7
D. 8
E. none of these

5. ADD
- $$\begin{array}{r} 25 \\ 18 \\ + 13 \\ \hline \end{array}$$
- A. 46
B. 56
C. 63
D. 66
E. none of these

6. SUBTRACT
- $$\begin{array}{r} 33 \\ - 14 \\ \hline \end{array}$$
- A. 17
B. 19
C. 21
D. 27
E. none of these

7. MULTIPLY
- $$\begin{array}{r} 4 \\ \times 4 \\ \hline \end{array}$$
- A. 0
B. 8
C. 14
D. 15
E. none of these

8. DIVIDE
- $$7 \overline{)182}$$
- A. 24
B. 25
C. 26
D. 28
E. none of these

GO TO THE NEXT PAGE 

Do all of your work on the scratch paper provided. Do not write in this book.

9. ADD

$$\begin{array}{r} 3 \\ 8 \\ + \underline{4} \end{array}$$

- A. 12
- B. 15
- C. 16
- D. 17
- E. none of these

13. ADD

$$\begin{array}{r} 963 \\ + \underline{12} \end{array}$$

- A. 951
- B. 965
- C. 975
- D. 985
- E. none of these

10. SUBTRACT

$$\begin{array}{r} 377 \\ - \underline{42} \end{array}$$

- A. 335
- B. 336
- C. 345
- D. 419
- E. none of these

14. SUBTRACT

$$\begin{array}{r} 7,384 \\ - \underline{285} \end{array}$$

- A. 7,099
- B. 7,107
- C. 7,109
- D. 7,669
- E. none of these

11. MULTIPLY

$$\begin{array}{r} 17 \\ \times \underline{3} \end{array}$$

- A. 20
- B. 54
- C. 55
- D. 61
- E. none of these

15. MULTIPLY

$$\begin{array}{r} 123 \\ \times \underline{4} \end{array}$$

- A. 127
- B. 492
- C. 582
- D. 592
- E. none of these

12. DIVIDE

$$15 \overline{) 495}$$

- A. 27
- B. 29
- C. 30
- D. 31
- E. none of these

16. DIVIDE

$$8 \overline{) 64}$$

- A. 4
- B. 6
- C. 7
- D. 9
- E. none of these

GO TO THE NEXT PAGE 

Do all of your work on the scratch paper provided. Do not write in this book.

17. ADD

$$\begin{array}{r} 1,049 \\ 83 \\ + \underline{435} \end{array}$$

- A. 1,567
- B. 1,568
- C. 1,577
- D. 1,578
- E. none of these

21. ADD

$$\begin{array}{r} 465 \\ 96 \\ + \underline{954} \end{array}$$

- A. 1,305
- B. 1,315
- C. 1,515
- D. 1,615
- E. none of these

18. SUBTRACT

$$\begin{array}{r} 150 \\ - \underline{67} \end{array}$$

- A. 83
- B. 84
- C. 93
- D. 217
- E. none of these

22. SUBTRACT

$$\begin{array}{r} 147 \\ - \underline{59} \end{array}$$

- A. 98
- B. 108
- C. 112
- D. 206
- E. none of these

19. MULTIPLY

$$\begin{array}{r} 66 \\ \times \underline{7} \end{array}$$

- A. 442
- B. 452
- C. 462
- D. 667
- E. none of these

23. MULTIPLY

$$\begin{array}{r} 8,733 \\ \times \underline{4} \end{array}$$

- A. 32,822
- B. 32,932
- C. 34,932
- D. 35,932
- E. none of these

20. DIVIDE

$$7 \overline{) 378}$$

- A. 44
- B. 45
- C. 49
- D. 54
- E. none of these

24. DIVIDE

$$14 \overline{) 29,554}$$

- A. 2,116
- B. 2,121
- C. 2,131
- D. 2,146
- E. none of these

GO TO THE NEXT PAGE 

Do all of your work on the scratch paper provided. Do not write in this book.

25. ADD
- $$\begin{array}{r} 6,234 \\ 549 \\ + \underline{473} \end{array}$$
- A. 6,256
B. 7,256
C. 7,356
D. 7,526
E. none of these

26. SUBTRACT
- $$\begin{array}{r} 42,726 \\ - \underline{6,175} \end{array}$$
- A. 36,551
B. 36,651
C. 37,241
D. 48,901
E. none of these

27. MULTIPLY
- $$\begin{array}{r} 246 \\ \times \underline{6} \end{array}$$
- A. 1,446
B. 1,476
C. 1,486
D. 1,576
E. none of these

28. DIVIDE
- $$6 \overline{)43,764}$$
- A. 7,094
B. 7,189
C. 7,199
D. 7,294
E. none of these

29. ADD
- $$\begin{array}{r} 36,905 \\ 9,672 \\ 10,193 \\ 230 \\ + \underline{325} \end{array}$$
- A. 55,115
B. 57,325
C. 58,315
D. 59,425
E. none of these

30. SUBTRACT
- $$\begin{array}{r} 239 \\ - \underline{75} \end{array}$$
- A. 154
B. 264
C. 304
D. 314
E. none of these

31. MULTIPLY
- $$\begin{array}{r} 97,132 \\ \times \underline{9} \end{array}$$
- A. 97,123
B. 97,141
C. 874,128
D. 874,188
E. none of these

32. DIVIDE
- $$7 \overline{)597,065}$$
- A. 85,205
B. 85,285
C. 85,295
D. 85,305
E. none of these

GO TO THE NEXT PAGE 

Do all of your work on the scratch paper provided. Do not write in this book.

33. ADD
- $$\begin{array}{r} 12,125 \\ 8,971 \\ 56,660 \\ 513 \\ + 2,550 \\ \hline \end{array}$$
- A. 80,819
B. 80,919
C. 81,819
D. 90,819
E. none of these

34. SUBTRACT
- $$\begin{array}{r} 154,321 \\ - 5,492 \\ \hline \end{array}$$
- A. 148,829
B. 148,929
C. 149,939
D. 159,813
E. none of these

35. MULTIPLY
- $$\begin{array}{r} 273 \\ \times 54 \\ \hline \end{array}$$
- A. 13,642
B. 14,642
C. 14,728
D. 14,742
E. none of these

36. DIVIDE
- $$9 \overline{) 114,363}$$
- A. 1,277
B. 12,707
C. 12,807
D. 12,907
E. none of these

37. ADD
- $$\begin{array}{r} 242 \\ 853 \\ 36 \\ 42 \\ 396 \\ 9 \\ 10 \\ 81 \\ 4 \\ 78 \\ 765 \\ 4 \\ + 9 \\ \hline \end{array}$$
- A. 2,029
B. 2,479
C. 2,529
D. 2,629
E. none of these

38. SUBTRACT
- $$\begin{array}{r} 3,871,532 \\ - 597,633 \\ \hline \end{array}$$
- A. 2,373,999
B. 2,383,899
C. 3,272,999
D. 3,273,899
E. none of these

GO TO THE NEXT PAGE 

Do all of your work on the scratch paper provided. Do not write in this book.

39. MULTIPLY

$$\begin{array}{r} 47,094 \\ \times 413 \\ \hline \end{array}$$

- A. 47,507
- B. 376,742
- C. 18,649,812
- D. 19,449,822
- E. none of these

40. DIVIDE

$$34 \overline{) 476,034}$$

- A. 1,401
- B. 14,001
- C. 14,071
- D. 14,072
- E. none of these



DO NOT TURN THE PAGE UNTIL TOLD TO DO SO.



Part 5 - NAME COMPARISON
Instructions

On this page are some questions in comparing names.

Read Practice Question 1:

1. C. K. Duncan — C. K. Duncan

The two names are *exactly* the *same*.

On your answer sheet find the shaded box labeled **PART 5 PRACTICE**.

Notice that for Practice Question 1, the oval under S, for *same*, has been filled in.

Now read Practice Question 2:

2. Debbie Bailey — Debbie Bailly

These two names are *different*. So for Practice Question 2, the oval under D, for *different*, has been filled in.

Now do the next six practice questions in the same way. If the names are *exactly* the *same*, fill in the oval under S. If they are *different in any way*, fill in the oval under D. When you finish these practice questions, stop and wait for further instructions.

3. Brimms Co. — Brimms Company
4. Wesson & Wyle — Wesson & Wyle
5. Remington, D. E. — Remington, D. F.

6. Linda Small — Lynda Small
7. Strong Ltd. — Strong Inc.
8. James Reagon — James Reagon

On the next pages are more questions like the ones you've just answered. For each question, fill in the oval under the letter of your answer.

Remember, on this part **SPEED** is very important. Work as **FAST** as you can, but don't be careless. If you have even the slightest idea of the answer but are not sure, then it is to your advantage to make your **BEST GUESS**. However, if you have no idea of the correct answer, don't spend time guessing; go to the next question. You'll receive one point for each correct answer. You'll lose one point for each wrong answer. Points will not be subtracted for questions you don't answer.

Do not write in this booklet.

If you finish before time is called, go back and check your work in **THIS PART** only. If you want to change an answer, erase the first answer completely, then fill in your new choice.

You will have 6 minutes to complete this part.

Do not turn this page until told to do so.

| | | | |
|-----|---------------------|---|---------------------|
| 1. | Paramore & Co. | — | Paramore & Co. |
| 2. | Bimler | — | Binler |
| 3. | E-Z Neon | — | E-Z Neon |
| 4. | Blackstone | — | Blackstone |
| 5. | Chris Brasch | — | Chris Grasch |
| 6. | A & V Mech. | — | A & V Mech. |
| 7. | Bustamante & Co. | — | Bustamante & Co. |
| 8. | Endospace | — | Endospace |
| 9. | Fran Barber | — | Fran Barber |
| 10. | T.S. Mankus | — | T.S. Mankos |
| 11. | Broadway Dance Co. | — | Broadway Dance Co. |
| 12. | Marine Salvage | — | Marine Salvage |
| 13. | R.V. Knoll | — | R.V. Knoell |
| 14. | Cue Comic | — | Cue Comic |
| 15. | T.A. Bowles | — | T.A. Bowls |
| 16. | Abbey Dwayne | — | Abbey Dwaayne |
| 17. | Sunbeam Lamps | — | Sunbeam Lamps |
| 18. | Waylan R. Massell | — | Waybin R. Massell |
| 19. | Rolon Rodes | — | Rolon Rodes |
| 20. | Genro Dawson Ed. | — | Jenro Dawson Ed. |
| 21. | Anawuye Inc. | — | Anawuuye Inc. |
| 22. | Sungold Stencils | — | Sungold Stencils |
| 23. | Western Steel Wagon | — | Western Steel Wagon |
| 24. | Culp Div. | — | Culp Dir. |
| 25. | Carlos' Catering | — | Carlos' Catering |
| 26. | J & H Denims | — | J & H Denim |
| 27. | Rashid P.T. | — | Rashed P.T. |
| 28. | J.B. Midori | — | J.B. Midori |
| 29. | Commerce Dr. | — | Commerce Dr. |
| 30. | Ida Muni | — | Ida Muni |

GO TO THE NEXT PAGE 

| | | | |
|-----|-------------------------|---|-------------------------|
| 31. | Joe T. Bara | — | Jo T. Bara |
| 32. | Allen Div. | — | Allens Div. |
| 33. | Champlain Ave. | — | Champain Ave. |
| 34. | Berlin-Soonam-Fiske | — | Berlin-Soonam-Fiske |
| 35. | I.M. Bonregime | — | I.M. Bonregme |
| 36. | Fairway Golf Course | — | Fareway Golf Course |
| 37. | C.F. Tool & Die | — | C.F. Tool & Die |
| 38. | Donna Brendan | — | Donna Brendon |
| 39. | Village Pizza Place | — | Village Pizza Place |
| 40. | Ardis Deckert | — | Ardis Deckeart |
| 41. | W. Ulfilas | — | W. Ulfilas |
| 42. | Arcway Machine | — | Arcway Machine |
| 43. | Gindel's Gages | — | Gundel's Gages |
| 44. | Conte Verde Academy | — | Conte Verde Academy |
| 45. | Jina M. Holland Esq. | — | Jina M. Holland Esq. |
| 46. | Neper & Brown Co., Inc. | — | Neper & Brown Co., Inc. |
| 47. | Eve Moemu | — | Eve Moemu |
| 48. | Bo Serna's Supply | — | Bo Sirna's Supply |
| 49. | Arimoto & Cook, Inc. | — | Arinoto & Cook, Inc. |
| 50. | B.K. Baiamonte Sr. | — | B.K. Bajamonte Sr. |
| 51. | Bryn Mawr Food Mart | — | Bryn Mawyr Food Mart |
| 52. | Lake Shore Day Care | — | Lake Shore Bay Care |
| 53. | Sunland Cement Co. | — | Sunlund Cement Co. |
| 54. | Builders Exchange | — | Builders Exchange |
| 55. | T.R. Humphrey Stores | — | T.R. Humphry Stores |
| 56. | College Cycle Center | — | College Cycle Centre |
| 57. | Kin Flagg | — | Kin Flagg |
| 58. | Phoenix Foundry | — | Phoenix Foundry |
| 59. | Mika Langings | — | Miki Langings |
| 60. | Breeze V.N. & Co. | — | Breeze V.N. & Co. |

GO TO THE NEXT PAGE 

| | | | |
|-----|----------------------|---|----------------------|
| 61. | Mei Jean Wholesaler | — | Mei Jeen Wholesaler |
| 62. | Teeterboard | — | Teeterboard |
| 63. | Atlas Flagg, Inc. | — | Atlas Flag, Inc. |
| 64. | C.G. Munguia | — | C.G. Munguia |
| 65. | Q & Q Quaint Bazaar | — | Q & Q Quaint Bazar |
| 66. | Bradley Gillberston | — | Bradley Gillbertsen |
| 67. | Hanglas Bakery | — | Hanglas Bakery |
| 68. | Franklin Rd. | — | Franklin Rd. |
| 69. | D.O. Etumu & Sons | — | D.O. Etumu & Sons |
| 70. | Ben Spark | — | Ben Sprak |
| 71. | I.K. Season Corp. | — | I.K. Season Corp. |
| 72. | Cole's Heat Systems | — | Cole's Heat Systems |
| 73. | Ridgewood Writers | — | Ridgwood Writers |
| 74. | Progressive Svc. | — | Progressive Svc. |
| 75. | Cai Cheung Wax Co. | — | Cai Cheung Wax Co. |
| 76. | Wraner Olukayode | — | Warner Olukayode |
| 77. | Capital Press Center | — | Capitol Press Center |
| 78. | Chesmu Cross C. | — | Chesmu Cross C. |
| 79. | Edwin J. Rotzoll | — | Edwin J. Rotzoll |
| 80. | Harkenville, Jerome | — | Harkenville, Jerome |
| 81. | Dresser Ctge. | — | Dresser Ctge. |
| 82. | Juana N. Parks | — | Juana N. Park |
| 83. | Pogbee Dr. | — | Pogbee Dr. |
| 84. | Anastasia Cowan | — | Anastasia Cowan |
| 85. | Jonina Jannini | — | Jonina Jannini |
| 86. | Velocity Rwys. | — | Velocity Rwys. |
| 87. | Corona Stefan | — | Corona Stefan |
| 88. | Co-op Plumbers Ass'n | — | Co-op Plumber Ass'n |
| 89. | Big Sky Balloons Co. | — | Big Sky Baloons Co. |
| 90. | Henderson St. Ctr. | — | Hendersen St. Ctr. |



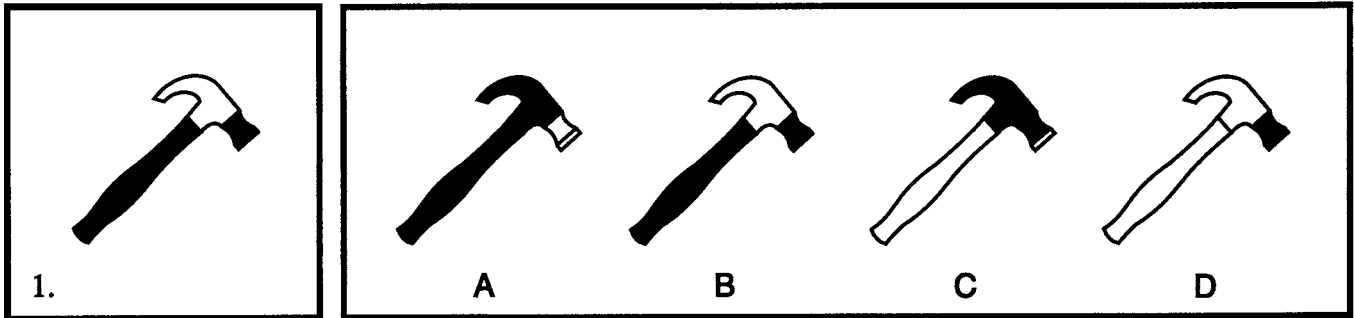
DO NOT TURN THE PAGE UNTIL TOLD TO DO SO.



This page left blank intentionally.

Part 6 - OBJECT MATCHING
Instructions

On this page are some problems in which you compare objects. Look at Object 1 and the four objects that follow.

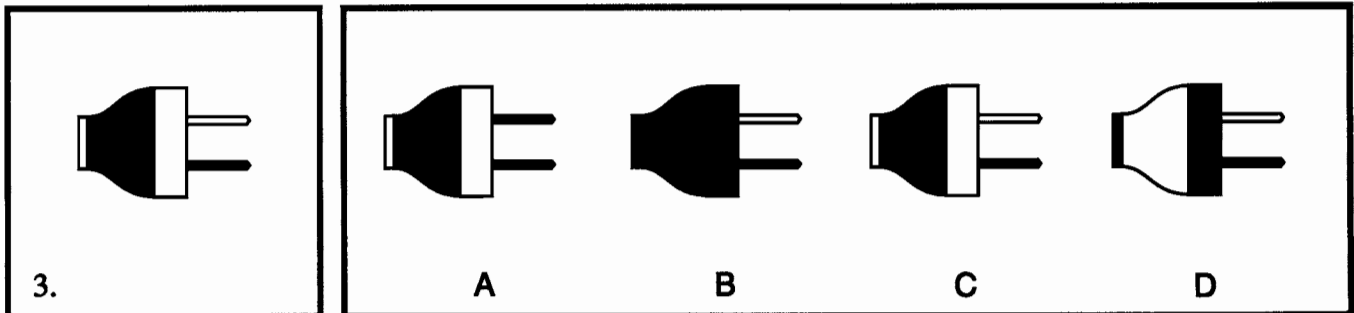
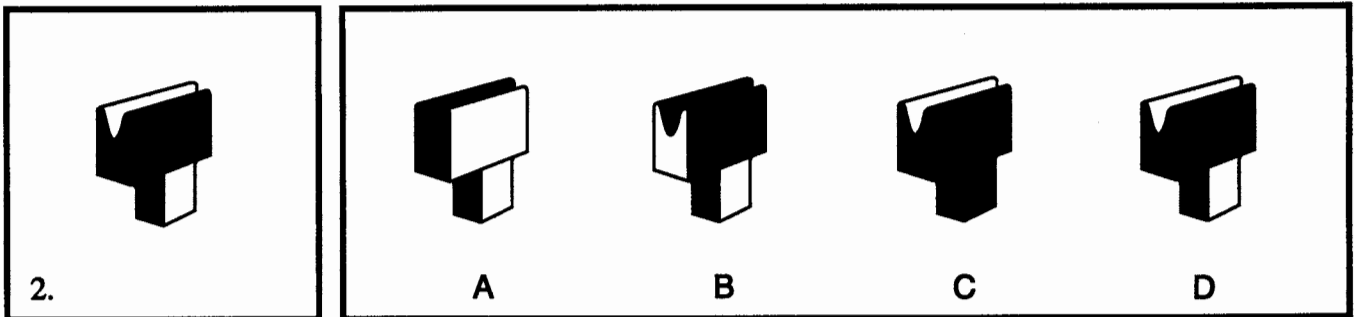


Notice that only Object B is *exactly the same* as Object 1.

On your answer sheet find the shaded box labeled **PART 6 PRACTICE**. Notice that for Practice Problem 1, the oval under letter **B** has been filled in.

Now do the next two practice problems in the same way. In each one, find the *lettered* object that is *exactly the same* as the *numbered* object. Then, in the practice box, fill in the oval under the letter of your answer.

When you finish these practice problems, stop and wait for further instructions.



On the next pages are more problems like the ones you've just answered. For each problem, fill in the oval under the letter of your answer.

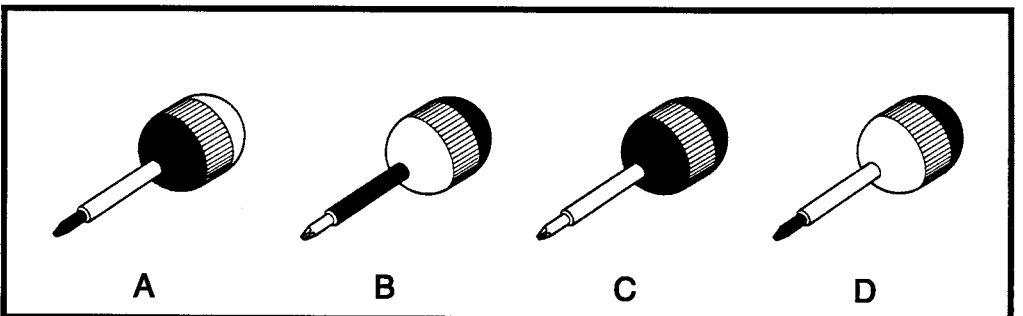
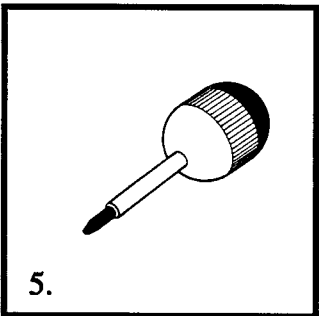
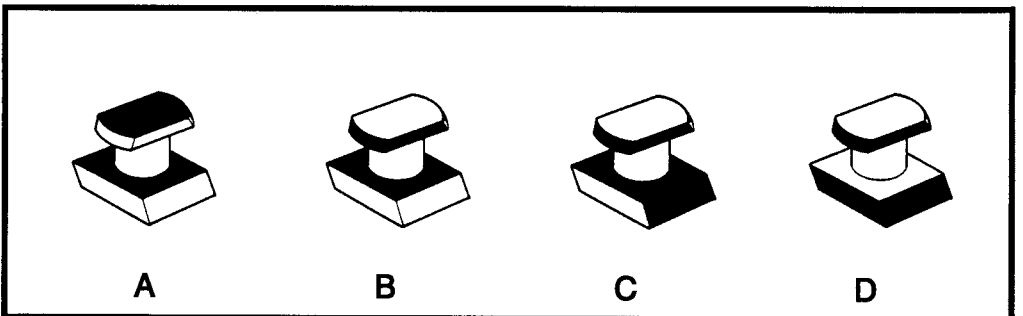

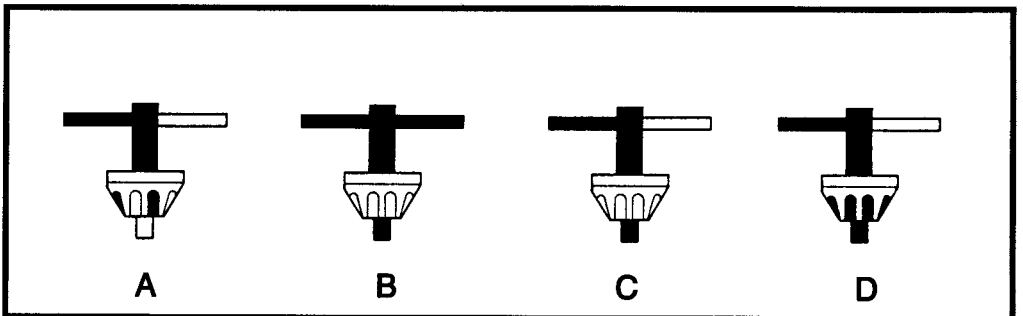
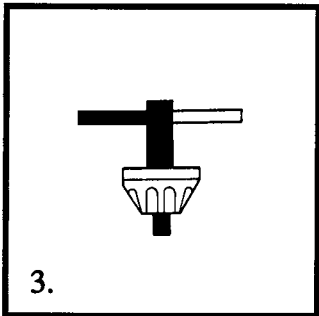
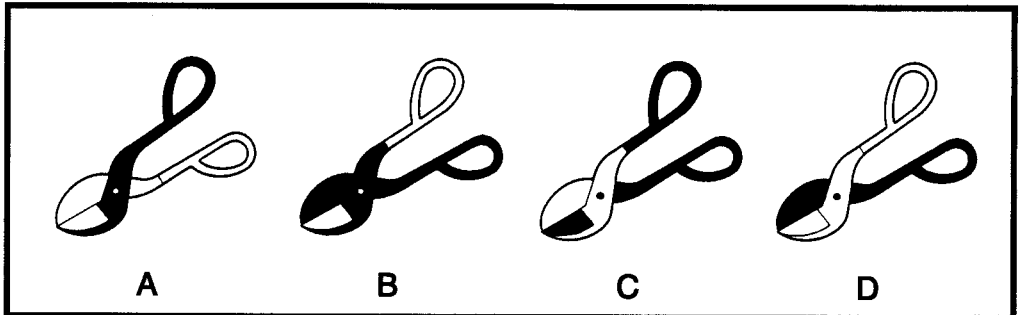

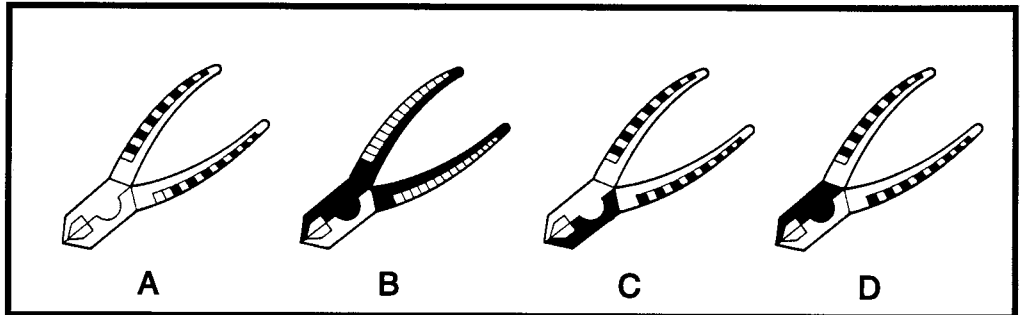
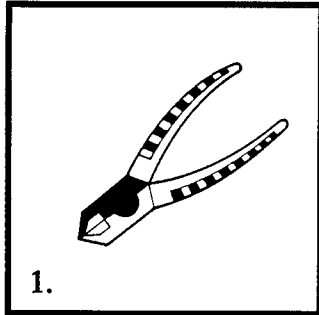
Remember, on this part **SPEED** is very important. Work as **FAST** as you can, but don't be careless. If you have even the slightest idea of the answer, it is to your advantage to make your **BEST GUESS**. If you can eliminate one or more wrong choices to a problem, then make your **BEST GUESS** from the remaining choices. However, if you have no idea of the correct answer, don't spend time guessing; go to the next problem. You'll receive one point for each correct answer. You'll lose one third ($1/3$) of a point for each wrong answer. Points will not be subtracted for problems you don't answer.

Do not write in this booklet.

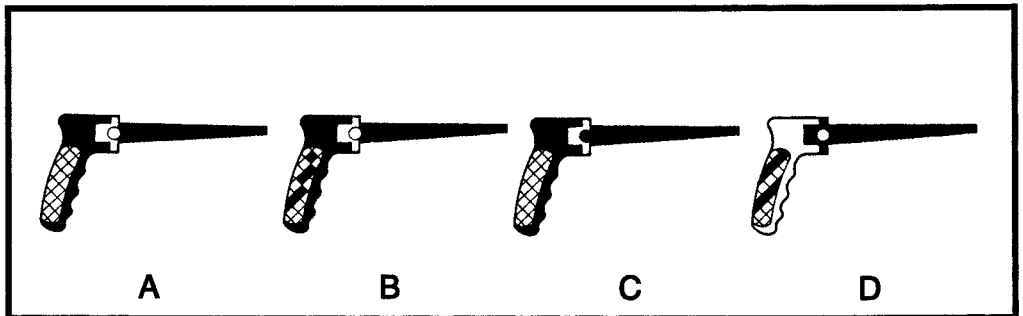
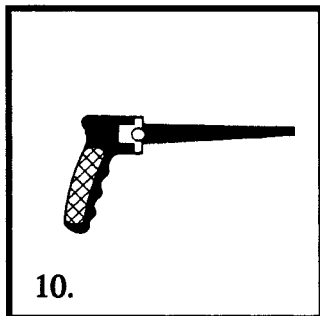
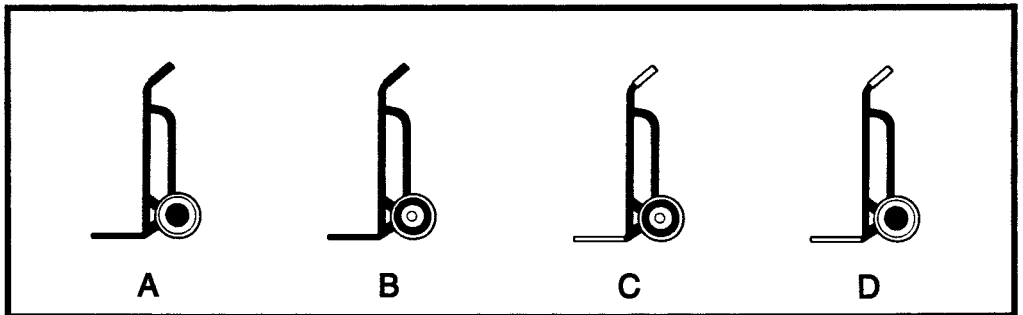
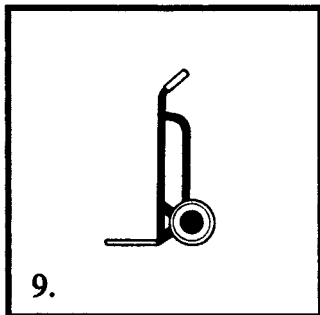
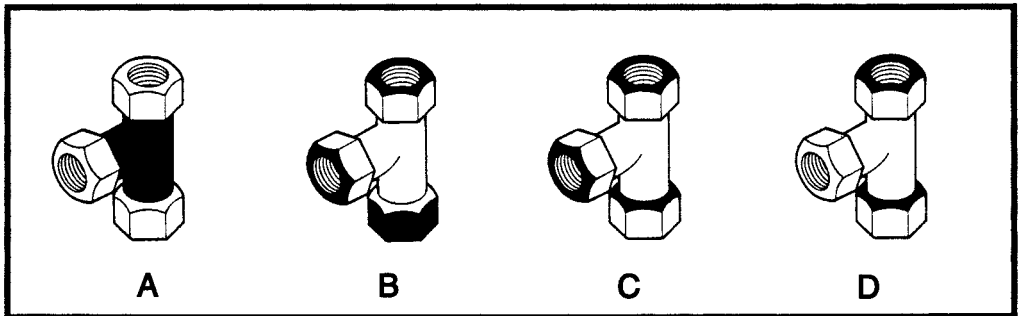
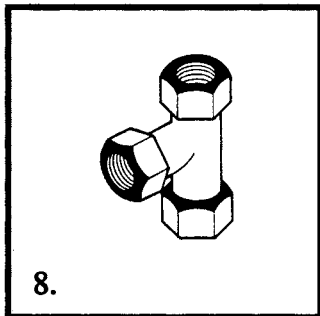
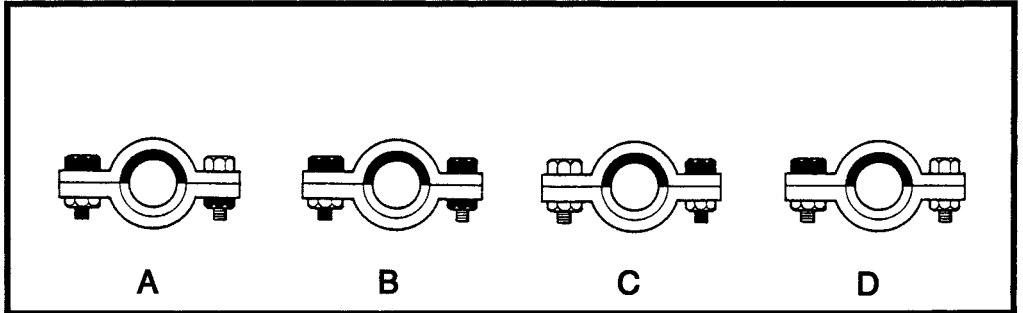
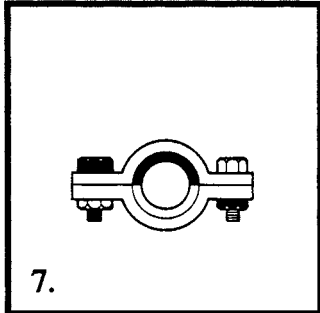
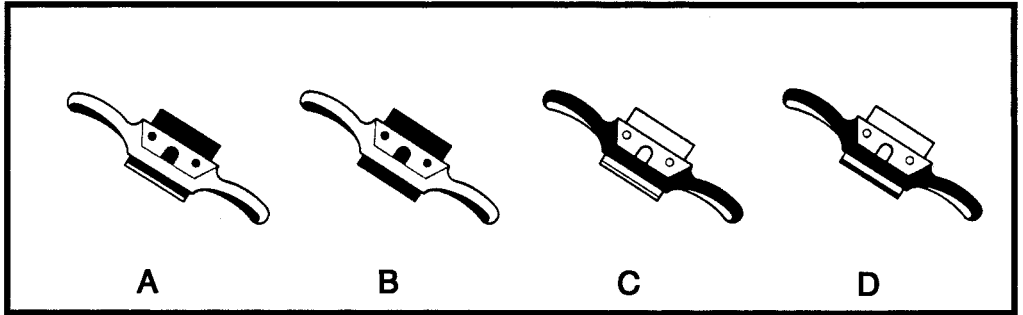

If you finish before time is called, go back and check your work in **THIS PART** only. If you want to change an answer, erase the first answer completely, then fill in your new choice.

You will have 5 minutes to complete this part.

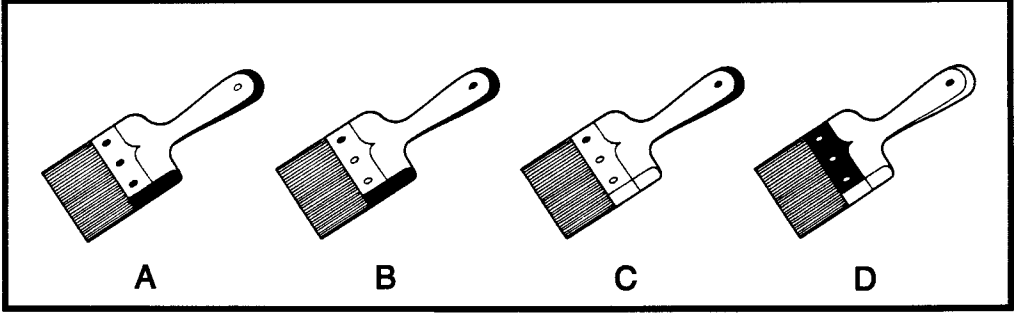

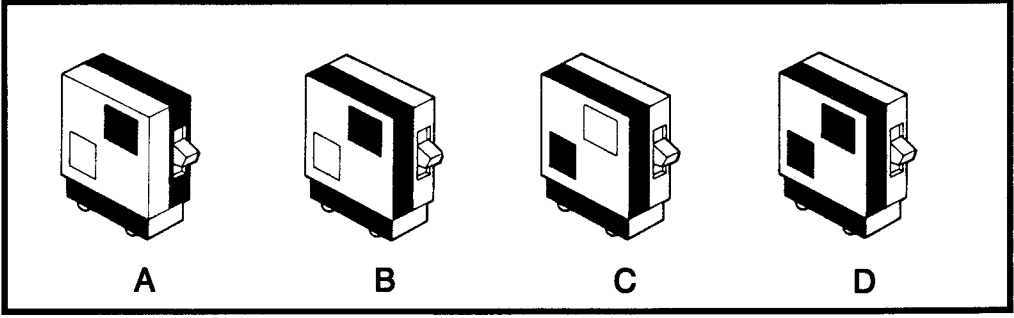
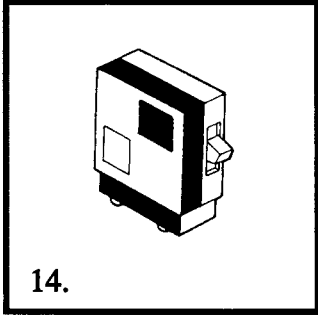
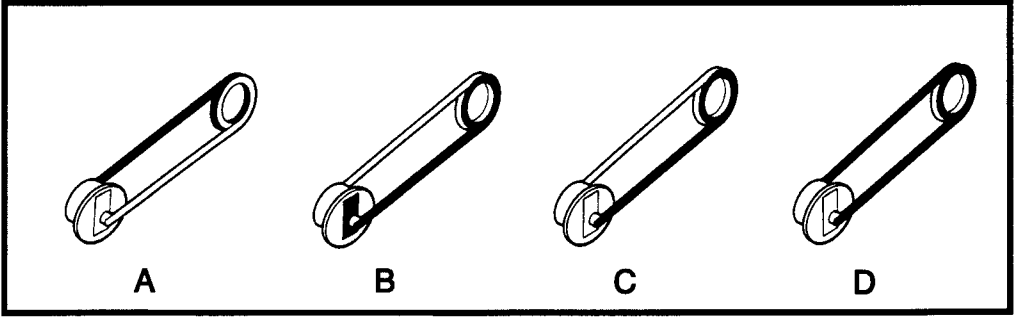
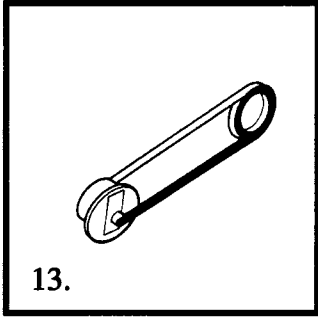
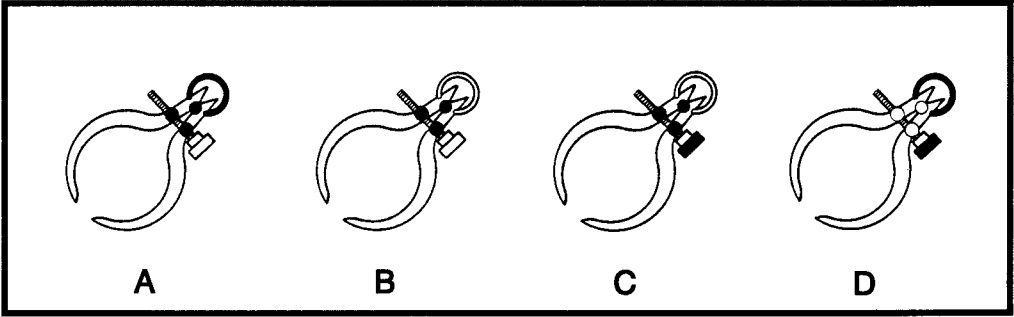
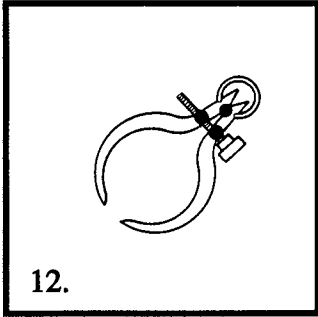
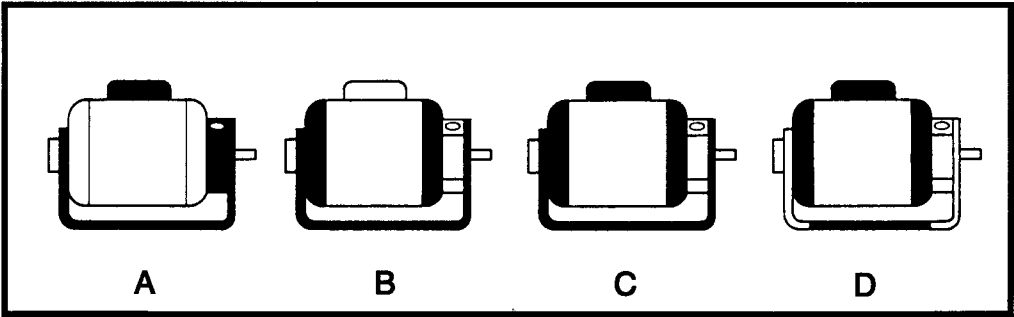
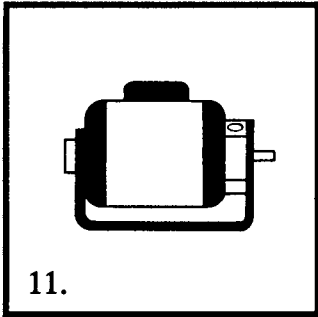
Do not turn this page until told to do so.



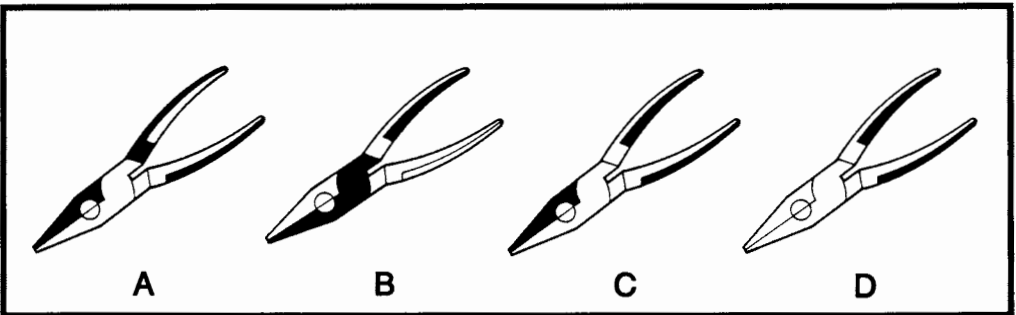
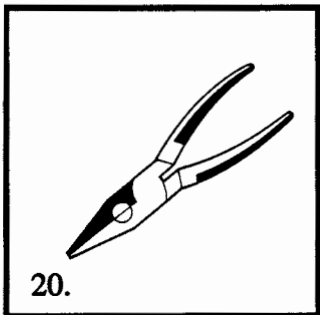
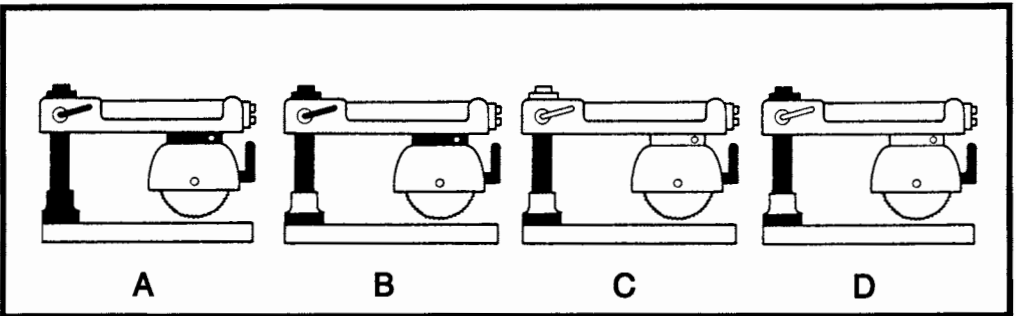
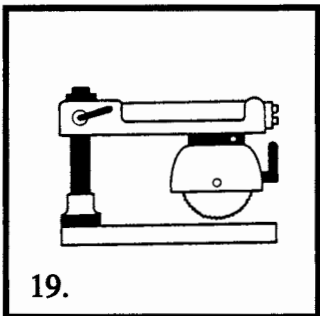
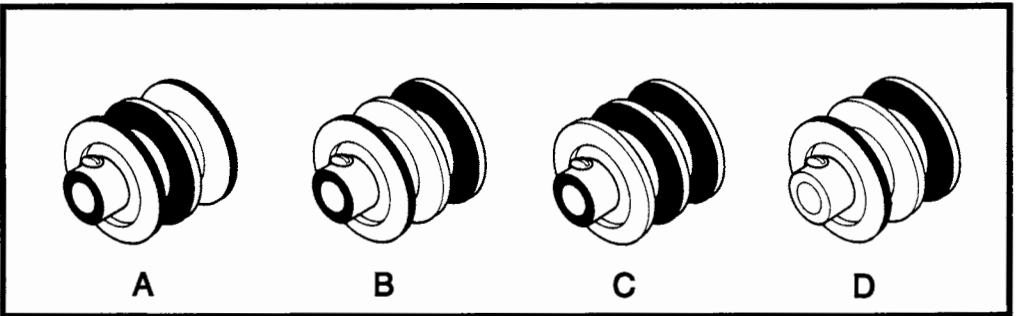

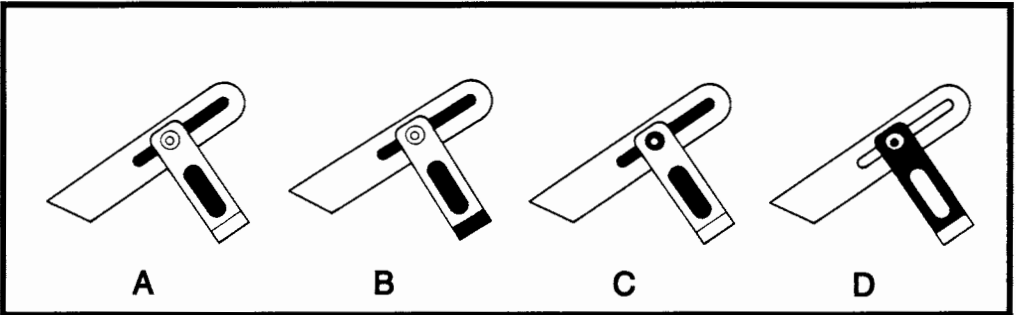

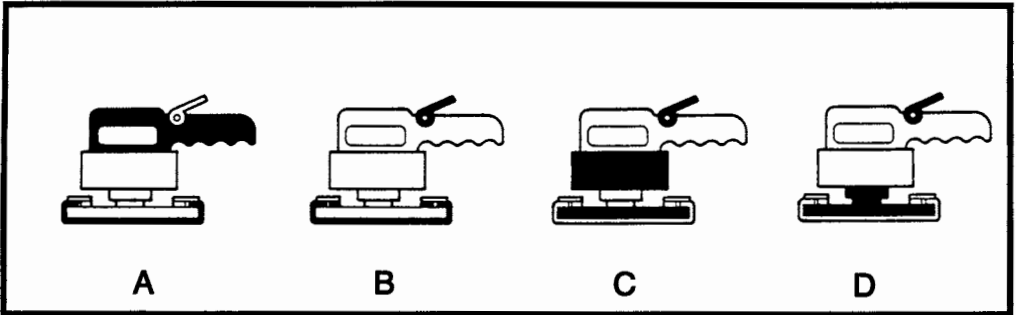

GO TO THE NEXT PAGE



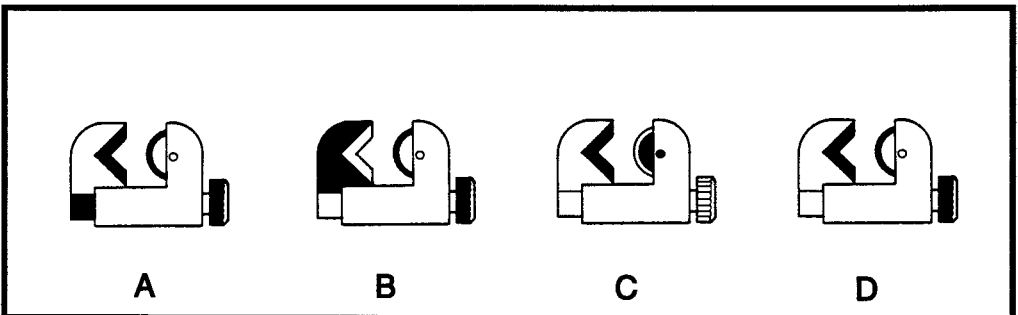

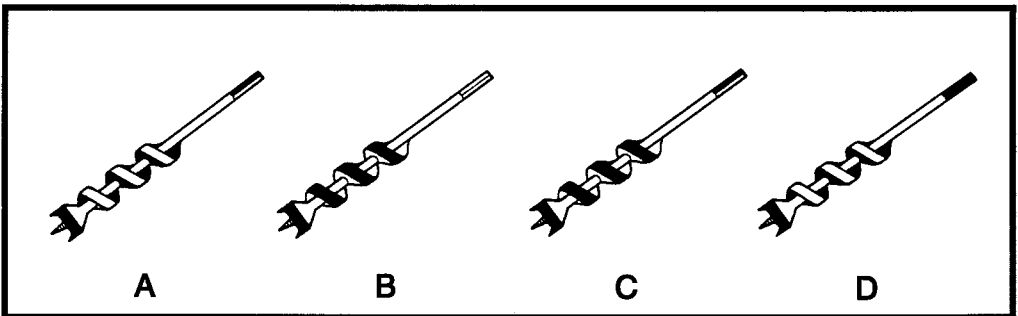

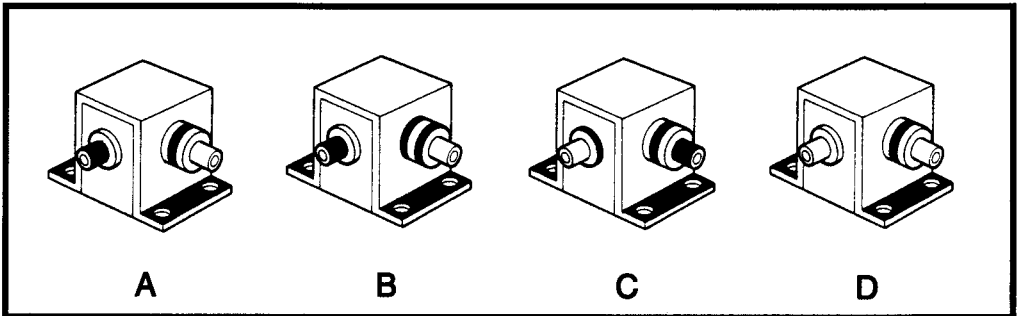
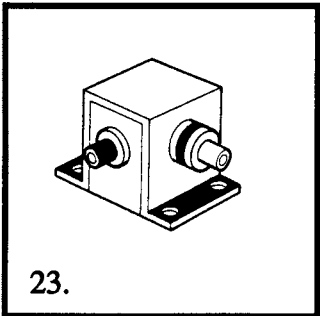
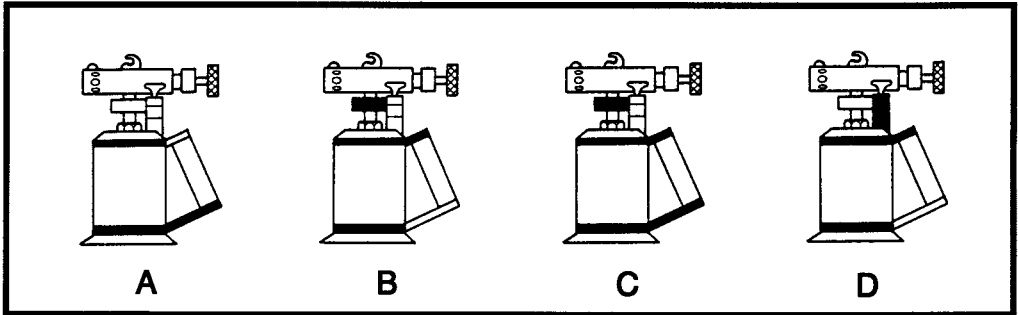
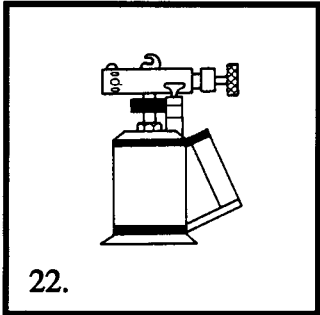
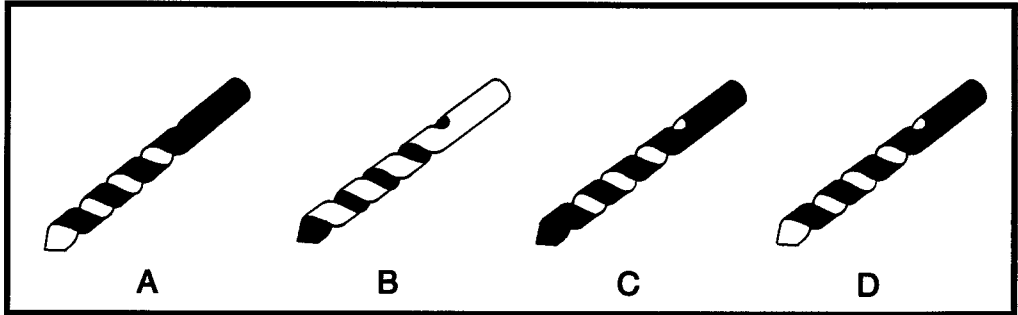

GO TO THE NEXT PAGE 



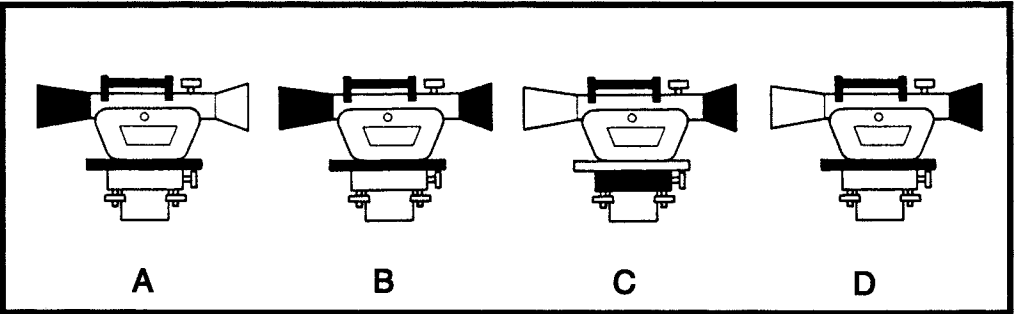
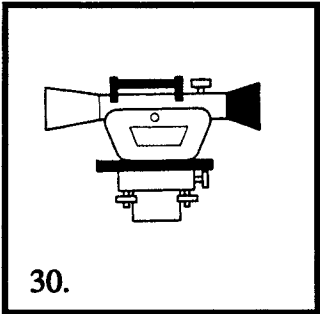
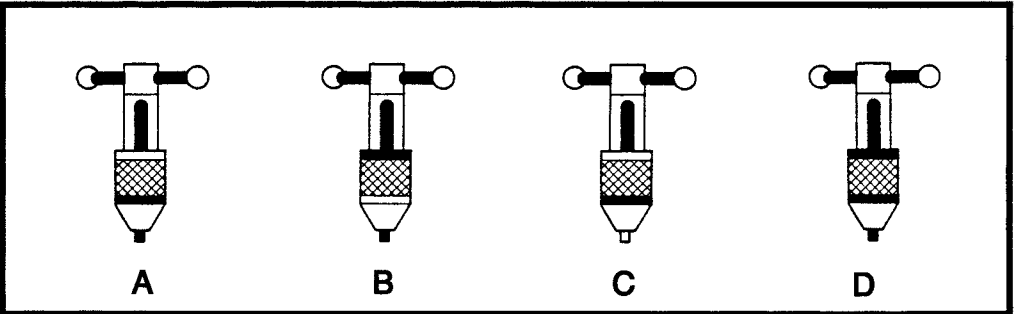
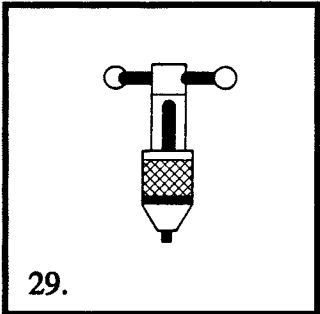
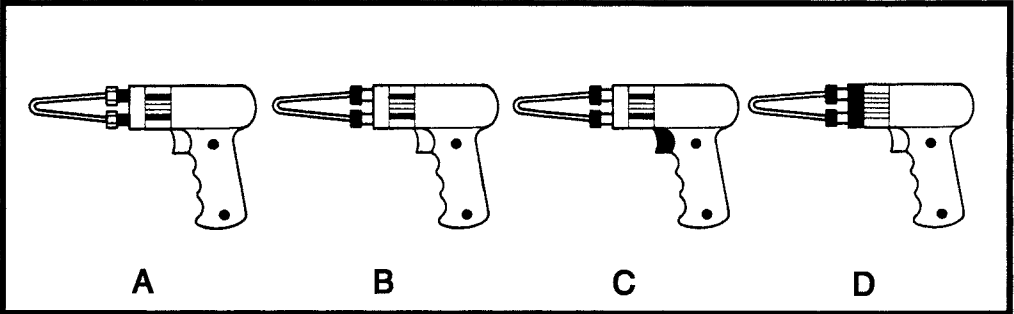
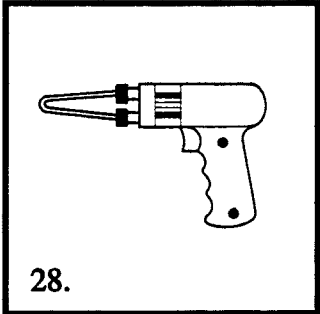
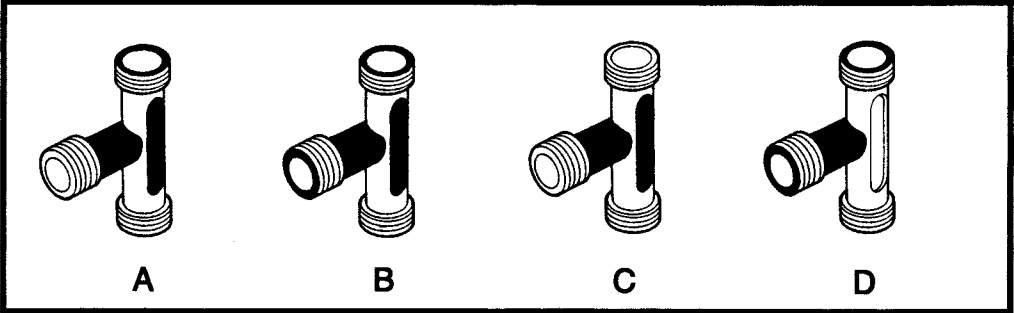

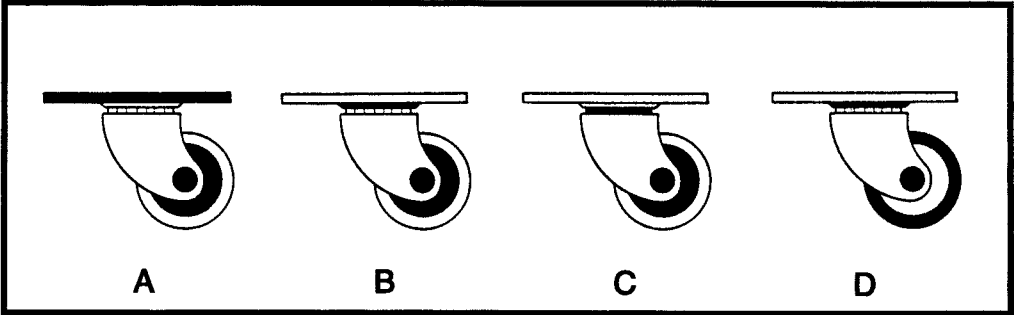
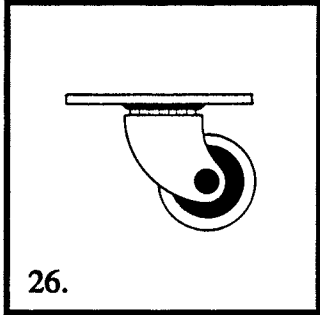
GO TO THE NEXT PAGE 



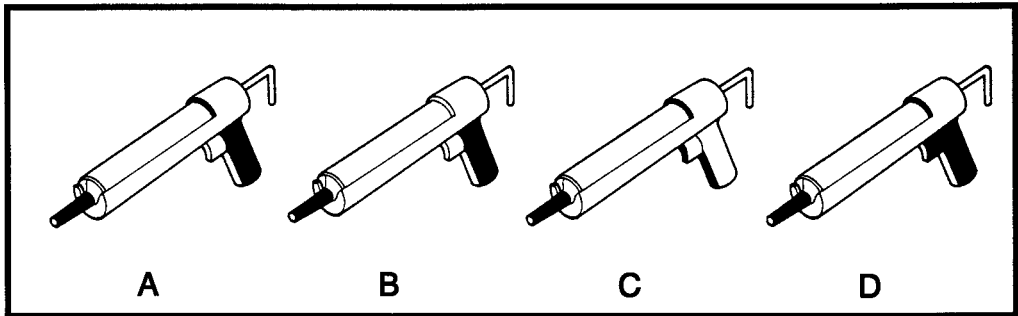
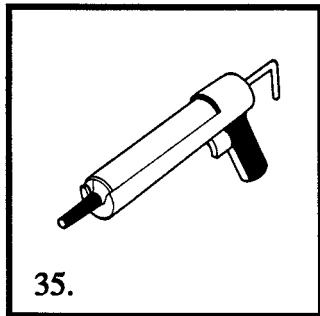
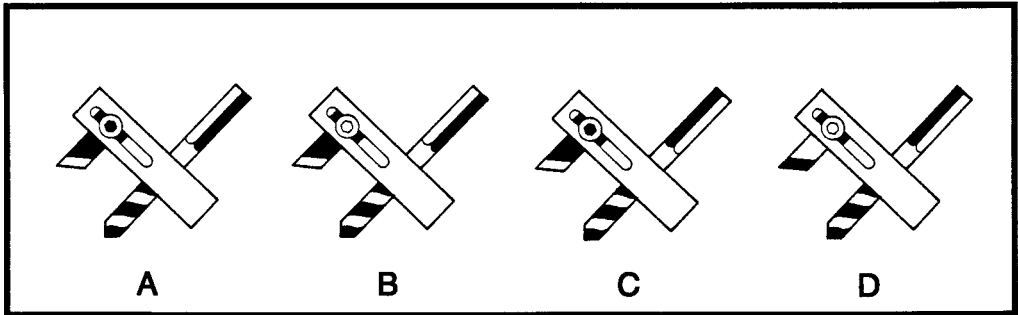

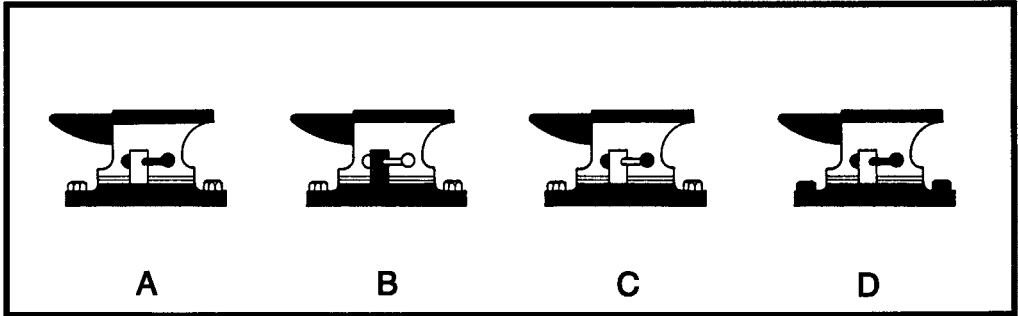

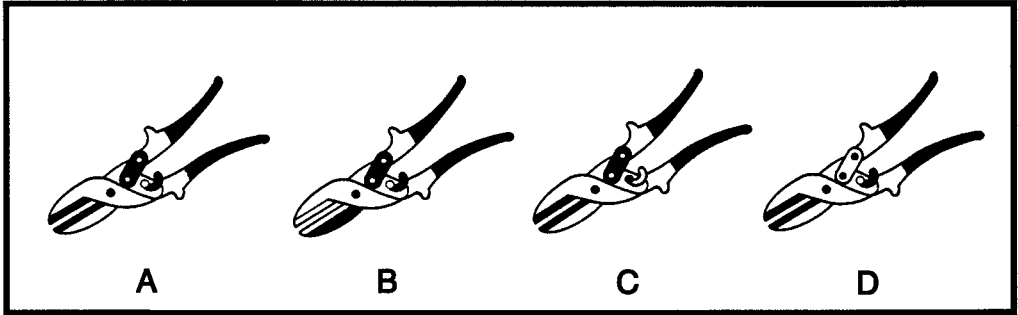
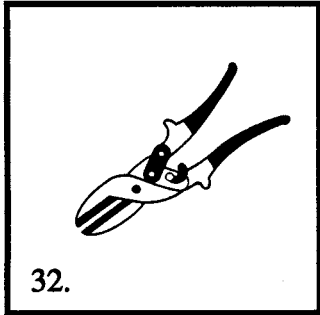
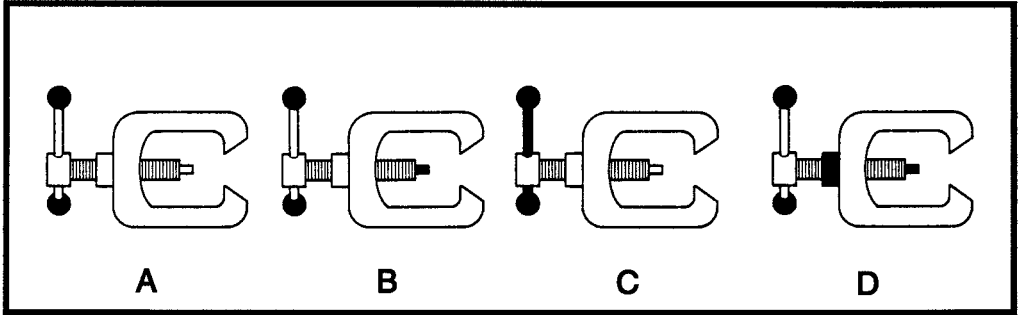
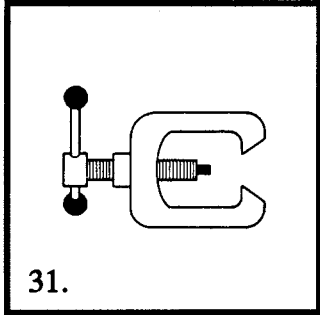
GO TO THE NEXT PAGE 



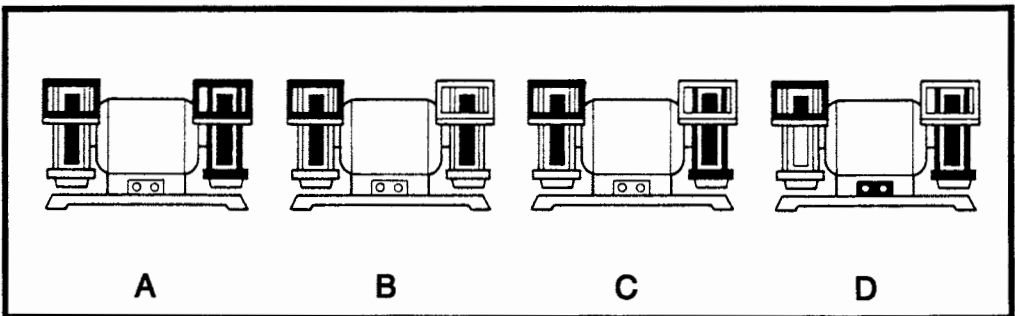
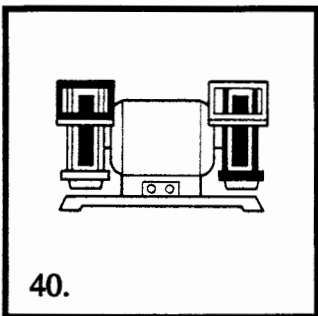
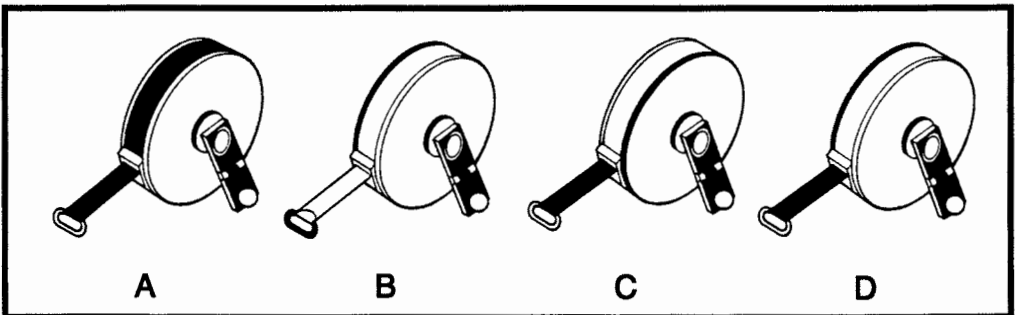

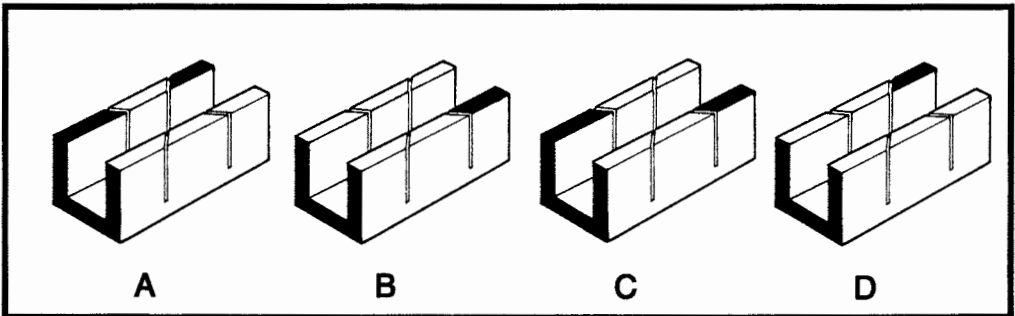
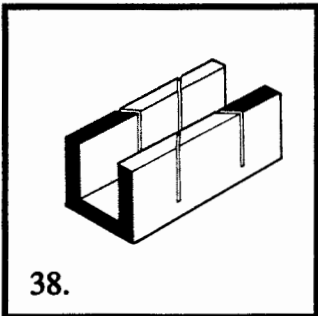
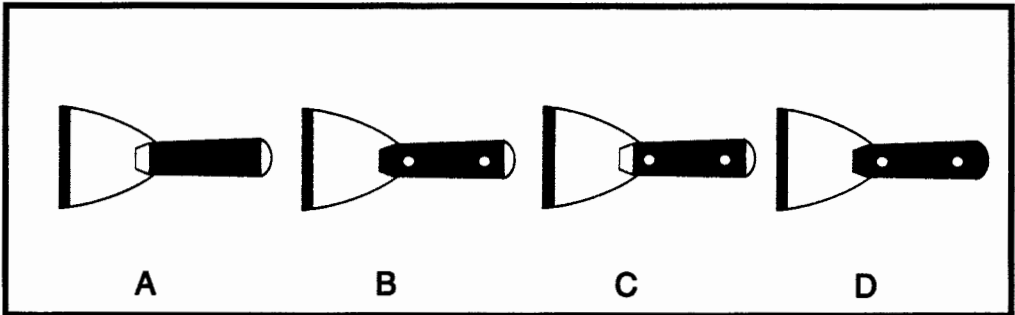
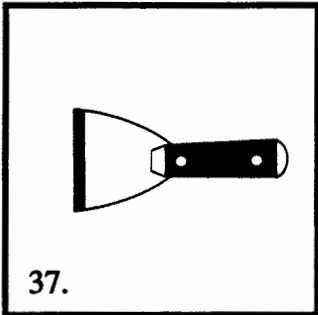
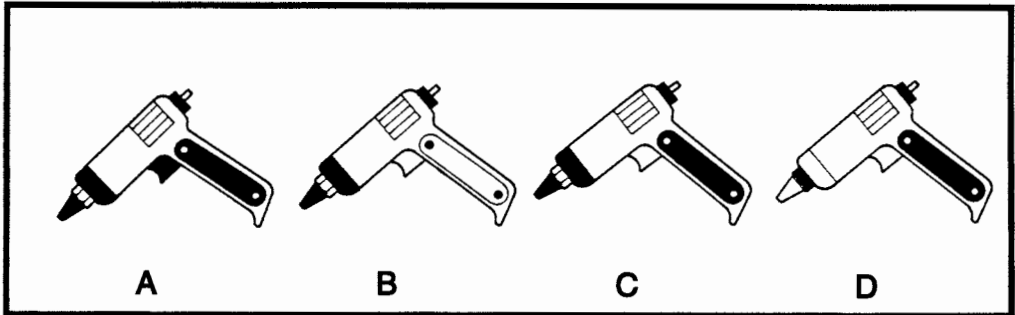

GO TO THE NEXT PAGE



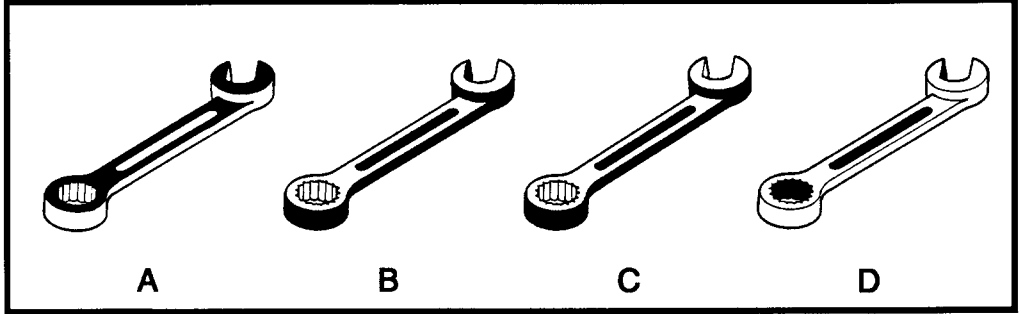

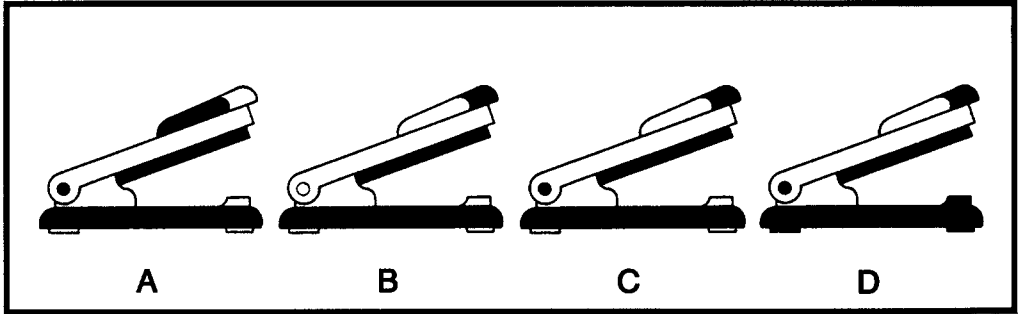
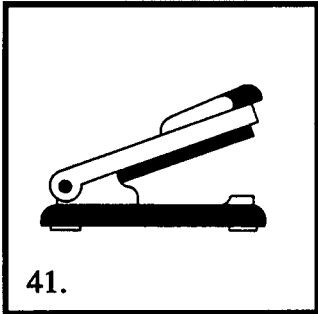
GO TO THE NEXT PAGE 



GO TO THE NEXT PAGE 



GO TO THE NEXT PAGE 



STOP HERE! WAIT FOR FURTHER INSTRUCTIONS.



This page left blank intentionally.

SPECIAL NOTICE: USER'S AGREEMENT

The O*NET™ Career Exploration Tools are composed of the WORK IMPORTANCE LOCATOR, INTEREST PROFILER, and ABILITY PROFILER products and are owned by the U.S. Department of Labor, Employment and Training Administration (DOL/ETA). All O*NET Assessment/Counseling Tools are copyrighted. O*NET is a trademark of DOL/ETA.

The DOL/ETA developed the O*NET Career Exploration Tools as career counseling, career planning, and exploration tools. In order for each tool to provide an objective assessment, extensive research and development was conducted to ensure that the directions, format, items, and score reports lead to valid assessment. DOL/ETA adhered to the high standards of the American Psychological Association, the American Education Research Association, and the National Council on Measurement in Education in developing the O*NET Career Exploration Tools. In developing the tools, fairness analyses were conducted to ensure that score results were equally valid both from a statistical and a usability perspective.

Results provided from the O*NET Career Exploration Tools are part of a whole-person approach to the assessment process. They provide useful information that individuals can use to identify their strengths, the parts of work they like to do, and the parts of work that they may find important. Individuals can use results to identify training needs and occupations that they may wish to explore further. Individuals are strongly encouraged to use additional information about themselves with O*NET Career Exploration results when making career decisions.

As such, the use of the O*NET Career Exploration Tools is authorized for career exploration, career planning, and career counseling purposes only. Each O*NET Career Exploration Tool must be used consistent with its own "User's Guide." No other use of these tools or any part of the tools is valid or authorized.

All users are bound by the terms of "Special Notice: User's Agreement." If you use any of the O*NET Career Exploration Tools, you have agreed to be bound by the terms of "Special Notice: User's Agreement."

If any of the O*NET Career Exploration Tools is used for a purpose or purposes other than career exploration, career planning, and career counseling purposes, it is a violation of this agreement and neither the U.S. Department of Labor nor the Employment and Training Administration is liable for any misuse of the Tools. The U.S. Department of Labor and the Employment and Training Administration reserve the right to pursue all legal remedies for violations of this User's Agreement.

Recipients of federal assistance from the U.S. Department of Labor must ensure that individuals with disabilities are afforded an equal opportunity to use services based on the O*NET Career Exploration Tools. For further discussion of these obligations, see the Department of Labor's Equal Opportunity

Guidance Letter No. 4. This document currently is being reissued and will be found at the National O*NET Consortium web site in the near future at <http://www.onetcenter.org>.

No additional license is required to obtain, copy in whole, use or distribute the O*NET Career Exploration Tools. A user must not remove any copyright or trademark notice or proprietary legend contained within the O*NET Career Exploration Products. Further, all copies and related documentation must include the copyright and trademark notices. Users must abide by the following instructions on proper trademark usage when using O*NET Career Exploration Products:

1. Since O*NET is trademarked, users must acknowledge the use of O*NET Career Exploration Tools in and on their products. The trademark symbol must be properly displayed when referring to O*NET. When using the O*NET™ name, users must use "O*NET" as an adjective, not as noun or verb, followed by the proper generic product name. For example: "...with O*NET Career Exploration Tools," "...formulated from O*NET Career Exploration Tools," or "...includes information from the O*NET Career Exploration Tools," not "...includes O*NET." In addition, the O*NET name must not appear in the possessive form.

Proper trademark citation:

O*NET™ is a trademark of the U.S. Department of Labor, Employment and Training Administration.

2. The version number of O*NET Career Exploration Tools must be clearly stated in and on user products.
3. "O*NET In It" bug with ™ symbol must appear in and on user products:



O*NET Career Exploration Tools are provided "AS IS" without expressed or implied warranties. Certain components and/or files of the software have been licensed by third parties to the U.S. Department of Labor. Such third parties own and/or have copyrights or other rights in those components and these components of the software may not be distributed separately. You may contact the U.S. Department of Labor or the National Center for O*NET Development for a list of such components and third parties. Your use of this software and these components is subject to this "Special Notice: User's Agreement."

SPECIAL NOTICE: DEVELOPER'S AGREEMENT

Users intending to develop other products, software or systems applications using O*NET Career Exploration Tools products must contact the National O*NET Consortium at <http://www.onetcenter.org> or National O*NET Consortium, North Carolina Employment Security Commission, P.O. Box 27625, Raleigh, NC 27611, for the Developer's Agreement.